

Republic of the Philippines
Department of Education
Region V
SCHOOLS DIVISION OF SORSOGON

March 3, 2025

DIVISION MEMORANDUM

No. 70, s. 2025

2025 DIVISION FESTIVAL OF TALENTS

To: Asst. Schools Division Superintendent
Education Program Supervisors
Division Coordinators
Public Schools District Supervisors/ OIC-PSDSs
Heads of Elementary and Secondary Schools
All Others Concerned



1. In preparation for the conduct of the 2025 Regional Festival of Talents (RFOT) scheduled on March 31 to April 2, 2025 to be hosted by Camarines Sur, the Schools Division of Sorsogon, through the Curriculum Implementation Division, announces the conduct of the **2025 DIVISION FESTIVAL OF TALENTS** on **March 24-25, 2025** at the following venues:

Venue	Event	
Gubat North Central School	HistoPop	Elementary and Secondary
	Read-a-Thon English	
	Read-a-Thon Filipino	
Gubat South CS	Kindergarten	Elementary
	SNED	Elementary
Gubat South CS	Sining-Tanghalan	Elementary
Gubat North CS	STEMazing: NumbeRace	Elementary
Gubat NHS	Technolympics	Elementary and Secondary
Gubat North CS	STEMazing (AGHAMazing)	Secondary

2. The Division Festival of Talents aims to provide opportunities for learners from public and private elementary and secondary schools, including those from the Alternative Learning System (ALS), Indigenous People Education (IPEd), and Special Needs Education (SNEd) to showcase their best products, services and performances in the different events and explore the culture of the host division.

Balogo Sports Complex, Balogo,
Sorsogon City, Sorsogon 4700
Email:
Website: depedsorsogon.com.ph

3. To ensure a high level of performance in the DFOT, all **23 districts** are instructed to conduct municipal eliminations on **March 20, 2025**. The municipal winners (14 municipalities) and from OPSAS will be the official entries to the 2025 DFOT.
4. A **registration fee of P 400.00** shall be collected from each participant (contestants and coaches) to cover expenses for meals of the Technical Working Committees, trophies, medals, and certificates. This amount shall be charged against **school MOOE/local funds** of the participating schools, including traveling expenses, meals, and accommodation, subject to the usual accounting and auditing rules and regulations payable through the Division Office Cashier. The pre-registration of participants will start on March 20-21, 2025.
5. The Technical Working Group Coordination Meeting is scheduled on March 18, 2025 from 8:00am onwards at the designated contest venues.
6. Attached herewith are the guidelines, contest mechanics, facilitators, judges, and technical working committees for all events across the participating subject areas and programs.
7. For the information and guidance of all concerned.


JOSE L. DONCILLO, CESO V
Schools Division Superintendent 



Balogo Sports Complex, Balogo,
Sorsogon City, Sorsogon 4700
Email: sorsogon@deped.sorsogon.ph
Website: depedsorsogon.com.ph



Republic of the Philippines
Department of Education
Region V
SCHOOLS DIVISION OF SORSOGON

2025 DIVISION FESTIVAL OF TALENTS
Contest Guidelines & Technical Working Group

- A. Kindergarten**
- B. Read-A-Thon Filipino**
- C. Read-A-Thon English**
- D. AGHAMazing**
- E. HistoPop**
- F. Sining-Tanghalan**
- G. Technolympics**



BAGONG PILIPINAS



Balogo Sports Complex, Balogo,
Sorsogon City, Sorsogon 4700
Email: sorsogon@deped.gov.ph
Website: depedsorsogon.com.ph




Republic of the Philippines
Department of Education
 Region V
SCHOOLS DIVISION OF SORSOGON

SINING-TANGHALAN

COMPONENT AREA	SINING BISWAL		
KEY STAGE	Kindergarten		
EVENT TITLE	Guhit Bulilit		
NO. OF PARTICIPANTS	1 Kindergarten learner-participant per district		
TIME ALLOTMENT	Part I: Drawing – Two (2) Hours Part II: Telling – Maximum of 5 minutes per learner		
PERFORMANCE STANDARD	Malikhaing Pagpapahayag (Creative Expression)		
21ST CENTURY SKILLS	Critical Thinking Skills Creativity and Innovation Flexibility and Adaptability Initiative and Self-Direction		
CREATIVE INDUSTRIES DOMAIN	Visual Arts, Audiovisual Media		
DESCRIPTION	<p>Draw and Tell is a DFOT event category of Sining-Tanghalan for Kindergarten learners that follow the principles of “Show and Tell”. In this event, kindergarten learner-participants shall be asked to draw an image on a piece of paper and describe it using their own words. This event showcase learner’s aesthetic expression and fine motor skills through drawing and coloring, as well as oral communication skills through oral presentation of their work.</p>		
CRITERIA FOR PRESENTATION	CRITERIA		PERCENTAGE
	DRAW		
	Relevance to the Theme		15%
	Visual Organization		15%
	Color Harmony		20%
	Workmanship		20%
	TELL		
	Delivery (Fluency, expression, confidence)		30%
	TOTAL		100%



Balogo Sports Complex, Balogo, Sorsogon City, Sorsogon 4700
 Landline: (056) 421-5415
 Email: sorsogon@deped.gov.ph
 Website: depedsorsogon.com.ph



CIP 5461/21/05/1163




Republic of the Philippines
Department of Education
Region V
SCHOOLS DIVISION OF SORSOGON

EVENT RULES AND MACHANICS	A.) Guhit Bulilit is open to all learners who are officially enrolled in Kindergarten. B.) Only one (1) Kindergarten learner-participant per district is allowed. C. Participants may be accompanied by one (1) teacher-coach. However, they are only allowed to assist the participants during the setting up of materials during the event. D.) Participants should be at the venue on time and must bring their own materials. E.) Participants are not allowed to bring photos for reference of their entries. F. The subject of the drawing shall be based on the theme which will be given during the event. G. Participants shall use pencil, crayons, markers and 10x8 inches illustration board. H. Participants shall be given two (2) hours to finish their artworks/outputs. I. The delivery is in the Mother Tongue / L1 (Northern Sorsogonan, Southern Sorsogonan, Bicol Miraya and Central Bicol) for five (5) minutes. (Tell) J. The DTWG shall facilitate the drawing of lots and provide the necessary instructions for the smooth conduct of the contest.
RESOURCE REQUIREMENTS	1 pc 10x8 inches illustration board 1 box of crayons (16 pcs per box) 2 pcs No. 2 pencils 1 pc sharpener 2 marking pens (black) 1 pcs ruler (12 inches) 1 pc eraser 1 pc long folder
JUDGES	Chairman - JOHN HIDEA- ITO-Designate Members - MELISSA H. FERNANDEZ - CTVS



Balogo Sports Complex, Balogo, Sorsogon City, Sorsogon 4700
Landline: (056) 421-5415
Email: sorsogon@deped.gov.ph
Website: depedsorsogon.com.ph



CIP 5461/21/05/1163



Republic of the Philippines
Department of Education
Region V
SCHOOLS DIVISION OF SORSOGON

DTWG	<p style="text-align: center;">ZYRA ORPIADA-Calao NHS</p> <p>Chairman - LIBERTINE JOY G. BALDILLO Members - NOVIELYN M. ALIM MARIBEL GARCES KATHERINE CABAÑAS</p>
-------------	--



Balogo Sports Complex, Balogo, Sorsogon City, Sorsogon 4700
Landline: (056) 421-5415
Email: sorsogon@deped.gov.ph
Website: depedsorsogon.com.ph



CIP 5461/21/05/1163



2025 DIVISION FESTIVAL OF TALENTS



Category	No. of Learner-Participant	No. of Teacher-Coach	Time Allotment
LikhaWento	1	1	30 minuto
Tahirawan	1	1	30 minuto
BldyoKasiya	1	1	4 na oras
Total	3	3	

SAKLAW NA KOMPONENT	READ-A-THON FILIPINO
YUGTONG KINABIBILANGAN	Unang Yugto - Ikatlong Baitang
PAMAGAT NG TIMPALAK	LikhaWento
BILANG NG KALAHOK	Isang (1) Mag-aaral at Isang (1) Tagapagsanay
LAANG ORAS	30 minuto para sa paghahanda at pagtatanghal
PAMANTAYAN SA PAGGANAP	Naipamamalas ng mag-aaral ang sariling mga Ideya at nagagamit ang mga kasanayan at estratehiya sa pagbasa at pagsasalita nang naaangkop upang maipahayag ang sariling pag-unawa sa mga simbolo at larawang-kuwento sa pamamagitan ng malikhaing pagkukuwento.
IKA-21 SIGLONG KASANAYAN	Komunikasyon, Pagkamalikhain, at Kritikal/Mapanuring Pag-iisip
DOMEYN SA CREATIVE INDUSTRIES	Performing & Visual Arts Domain
DESKRIPSIYON	Isang kategorya ng <i>Read-A-Thon</i> ang <i>LikhaWento</i> na tinataya ang pag-unawa ng kalahok sa larawang-kuwento o <i>wordless story</i> sa pamamagitan ng malikhaing pagkukuwento o pagsasalaysay ng mahahalagang pangyayaring nakapaloob dito.
TEKNIKAL NA KAILANGANIN	

<p>A. KAGAMITAN AT IBA PANG KASANGKAPAN</p>	<p>Dadalhin ng mga kalahok</p> <p>Galing sa Tagapamahala:</p> <ul style="list-style-type: none"> • Kaugnay na mga suplay at materyal para sa pagtatanghal • Kopya ng kuwento (wordless story) • Book stand (opsyonal) • Orasan at flaglets • Mga opisyal na papel para sa palabunutan • <i>Wireless</i> na mikropono na may <i>stand</i> • <i>Sound system</i> • mga sertipiko • mga lapis 	
<p>B. LUGAR NA PAGGAGANAPAN</p>	<p>Maaaring gamitin ang kahit na anong silid- aralan/ entablado basta't panatilihin ang katahimikan ng lugar. Mahalagang magkaroon ng sumusunod na mga silid: paghihintay, paghahanda, pagsasanay at paligsahan tugon sa proseso ng timpalak.</p>	
<p>MGA PAMANTAYAN SA PAGTATANGHAL</p>	<p style="text-align: center;">Mga Pamantayan</p> <p>Kaalaman/Pag- unawa sa Kuwento</p> <ul style="list-style-type: none"> • Malikhaing naisasalaysay ang sumusunod: <ol style="list-style-type: none"> A. mahahalagang detalye at pangyayari; B. elemento ng larawang-kuwento; at C. kaangkupan ng pagsasalaysay sa mga biswal/ imahe/larawan ng kuwento <p>Paggamit ng Tinig (Tamang Tono, Tatas at Ekspresyon sa Pagsasalaysay)</p> <ul style="list-style-type: none"> • Naisasalaysay ang kuwento nang may wastong paggamit ng salita at tamang lakas para sa pandinig ng mga manonood • Naipamamalas ang wastong diin, intonasyon at pagbigkas 	<p style="text-align: center;">Bahagdan</p> <p style="text-align: center;">50%</p> <p style="text-align: center;">30%</p>

	Pagganap sa Entablado <ul style="list-style-type: none"> • Naipakikita ang kumpiyansa at angkop na tindig/pagganap, ekspresyon ng mukha at kilos/galaw • Nakapagtatanghal sa itinakdang oras 	20%
	Kabuoan	100%

I. MGA GABAY NA TUNTUNIN AT MEKANIKS
<p>A. Isang timpalak ang LikhaWento sa lahat ng mag-aaral sa Ikatlong Baitang na opisyal na nakapagpatala sa publiko o pribadong paaralan. Dapat magparehistro ang bawat rehiyon ng isang (1) mag-aaral at isang (1) tagapagsanay.</p> <p>B. Ang pagbunot ng mga kalahok para sa kanilang bilang ng pagkakakilanlan ay gagawin sa unang silid (<i>holding area</i>) bago magsimula ang pagganap. Awtomatikong diskuwalipikado sa timpalak ang kalahok na mahuhuli o darating habang nagsisimula na ang pagganap.</p> <p>C. Ang unang kalahok ay mamamalagi sa kasunod na silid ng paghahanda (<i>preparation area</i>) sa loob ng labinlimang (15) minuto upang pag-aralan ang larawang-kuwento o <i>wordless story</i> na ipagkakaloob ng National Technical Working Group (NTWG). Maaaring gumamit ng panulat at papel upang maiayos ang mga nalisip na interpretasyon ng kalahok batay sa kuwento.</p> <p>D. Pagkatapos ng labinlimang (15) minuto, papasok ang kalahok sa silid-sanayan (<i>practice area</i>) upang magsanay sa loob ng sampung (10) minuto. Ibibigay ng kalahok ang panulat at papel sa National Technical Working Group (NTWG) na ginamit sa pagsasanay bago pumasok sa silid-paligsahan.</p> <p>E. Sa silid-paligsahan (<i>contest area</i>), muling isasalaysay ang nabasang kuwento gamit ang sariling mga salita mula sa nabuong interpretasyon na hindi lalagpas ng limang (5) minuto.</p> <p>G. Magtataas ang NTWG ng <i>flaglet</i> na kulay berde bilang hudyat ng simula ng itinakdang oras ng pagganap; dilaw na <i>flaglet</i> para sa natitirang tatlung (30) segundo; at pulang <i>flaglet</i> kung tapos na ang inilaang oras ng pagtatanghal. Ang bawat isang (1) segundong lalabis sa pagganap ay katumbas ng isang (1) puntos na kabawasan sa kabuoang marka.</p> <p>H. Hindi na kailangang gumamit ng mikropono ang mga kalahok habang idinadaos ang timpalak upang mabigyang diin ang kanilang tono at bigkas.</p> <p>I. Ang paggamit ng <i>cellphone</i> o anomang gadyet at/o pagdadala ng sanggunian/babasahin, sipi ng kuwento, kasuotan, props, kagamitang pangmusika/<i>accompaniment</i> ay hindi pinahihintulutan sa loob ng silid-paligsahan.</p> <p>J. Puting <i>t-shirt</i> (walang pagkakakilanlan ng paaralan/sangay/rehiyon) at maong na pantalon ang suot ng mga kalahok.</p>

SAKLAW NA KOMPONENT	READ-A-THON FILIPINO
YUGTONG KINABIBILANGAN	Ikalawang Yugto – Ikaanim na Baitang
PAMAGAT NG TIMPALAK	Tahirawan
BILANG NG KALAHOK	Isang (1) Mag-aaral at Isang (1) Tagapagsanay
LAANG ORAS	30 minuto para sa paghahanda at pagtatanghal
PAMANTAYAN SA PAGGANAP	Naipamamalas ng mga mag-aaral ang katatasan sa pagbasa at paglalahad ng mensahe na may tamang lakas, damdaminat ekspresyon sa pamamagitan ng kasanayan sa pagbalangkas ng isang kuwento gamit ang palarawang teksto.
IKA-21 SIGLONG KASANAYAN	Komunikasyon, Pagkamalikhain, at Kritikal/Mapanuring Pag-iisip
DOMEYN SA CREATIVE INDUSTRIES	Performing & Visual Arts Domain
DESKRIPSIYON	Isang kategorya ng <i>Read-A-Thon</i> ang Tahirawan na nagbibigay ng pagkakataon sa mga mag-aaral na maipamalas ang kanilang kasanayan at kakayahan sa pag-unawa at pag-uugnay ng mga larawan upang makabuo ng sariling kuwento nang malikhain.
TEKNIKAL NA KAILANGANIN	
A. KAGAMITAN AT IBA PANG KASANGKAPAN	<p>Dadalhin ng mga Kalahok:</p> <p>Galing sa Tagapamahala:</p> <ul style="list-style-type: none"> • Kaugnay na mga suplay at materyal para sa pagtatanghal • 2 sets ng limang (5) Komik Istrip (1 gagamitin sa pagganap, 1 gagamitin sa paghahanda) • Orasan at mga <i>flaglet</i> • Mga opisyal na papel para sa palabunutan • <i>Wireless</i> na mikropono na may stand • <i>sound system</i> • mga sertipiko • mga lapis • mga <i>ballpen</i> • mga <i>folder</i>

	<ul style="list-style-type: none"> • <i>bond paper</i> • <i>holding area</i>, silid ng paghahanda at silid-paligsahan <p>mga karatula/paskil (<i>holding area</i>, silid ng paghahanda at silid-paligsahan)</p>	
<p>B. LUGAR NA PAGDADAUSAN</p>	<p>Maaaring gamitin ang kahit na anong silid- aralan/ entablado basta't panatilihin ang katahimikan ng lugar. Mahalagang magkaroon ng sumusunod na mga silid: paghihintay, paghahanda, pagsasanay at paligsahan tugon sa proseso ng timpalak.</p>	
<p>MGA PAMANTAYAN SA PAGTATANGHAL</p>	<p>Mga Pamantayan</p>	<p>Bahagdan</p>
	<p>Kaalaman/Pag- unawa sa Kuwento</p> <ul style="list-style-type: none"> • Malikhaing naisasalaysay ang sumusunod: <ul style="list-style-type: none"> A. lohikal na pagkakasunod-sunod ng mahahalagang detalye at pangyayari; B. elemento ng kuwento; at C. kaangkupan ng pagsasalaysay sa mga biswal/ imahe/larawan. 	<p>50%</p>
	<p>Paggamit ng Tinig (Tamang Tono, Tatas at Ekspresyon sa Pagsasalaysay)</p> <ul style="list-style-type: none"> • Naisasalaysay ang kuwento nang may wastong paggamit ng salita at tamang lakas para sa pandinig ng mga manonood • Naipapamalas ang wastong diin, intonasyon at pagbigkas 	<p>30%</p>
	<p>Pagganap sa Entablado</p> <ul style="list-style-type: none"> • Naipakikita ang kumpiyansa at angkop na tindig/pagganap, 	<p>20%</p>

	ekspresyon ng mukha at kilos/galaw • Nakapagtatanghal sa itinakdang oras	
	Kabuoan	100%

I. MGA GABAY NA TUNTUNIN AT MEKANIKS

- A. Isang paligsahan ang TahiRawan sa lahat ng mag-aaral sa Ikaanim na Baitang na opisyal na nakapagpatala sa publiko o pribadong paaralan. Dapat magparehistro ang bawat rehiyon ng isang (1) mag-aaral at isang (1) tagapagsanay.
- B. Ang pagbunot ng mga kalahok para sa kanilang bilang ng pagkakakilanlan ay gagawin sa unang silid (holding area) bago magsimula ang pagganap. Awtomatikong diskuwalipikado sa timpalak ang kalahok na mahuhuli o darating habang nagsisimula na ang pagganap.
- C. Ang unang kalahok ay mamamalagi sa kasunod na silid ng paghahanda (*preparation area*) sa loob ng labinlimang (15) minuto upang pumili ng limang (5) larawan mula sa sampung larawan na ipagkaloob ng National Technical Working Group (NTWG). Maaaring gumamit ng panulat at papel upang makabuo ng kuwento mula sa napiling larawan.
- D. Pagkatapos ng labinlimang (15) minuto, papasok ang kalahok sa silid-sanayan (*practice area*) upang magsanay sa loob ng sampung (10) minuto. Ibibigay ng kalahok ang panulat at papel sa National Technical Working Group (NTWG) na ginamit sa pagsasanay bago pumasok sa silid-paligsahan.
- E. Sa silid-paligsahan (*contest area*), isasalaysay ang nabuong kuwento na hindi lalagpas ng limang (5) minuto.
- F. Magtataas ang NTWG ng *flaglet* na kulay berde bilang hudyat ng simula ng itinakdang oras ng pagganap; dilaw na *flaglet* para sa natitirang tatlumpung (30) segundo; at pulang *flaglet* kung tapos na ang inilaang oras ng pagtatanghal. Ang bawat isang (1) segundong lalabis sa pagganap ay katumbas ng isang (1) puntos na kabawasan sa kabuoang marka.
- G. Hindi na kailangang gumamit ng mikropono ang mga kalahok habang idinadaos ang timpalak upang mabigyang diin ang kanilang tono at bigkas.
- H. Ang paggamit ng *cellphone* o anomang gadyet at/o pagdadala ng sanggunian/babasahin, sipi ng kuwento, kasuotan, props, kagamitang pangmusika/accompaniment ay hindi pinahihintulutan sa loob ng silid-paligsahan.
- I. Puting t-shirt (walang pagkakakilanlan ng paaralan/sangay/rehiyon) at maong na pantalon ang suot ng mga kalahok.

SAKLAW NA KOMPONENT	READ-A-THON FILIPINO
YUGTONG KINABIBILANGAN	Ikatlong Yugto- Ikasampung Baitang
PAMAGAT NG TIMPALAK	Bidyokasiya
BILANG NG KALAHOK	Isang (1) Mag-aaral at Isang (1) Tagapagsanay
LAANG ORAS	4 na oras: Isang (1) oras sa pagsusuri ng saliksik at pagbuo ng iskrip at tatlong (3) oras sa pagbuo ng video at iba pang teknikal na kailanganin
PAMANTAYAN SA PAGGANAP	Nakabubuo ng sariling photo/video documentary na nagmumungkahi ng solusyon sa kasalukuyang suliraning panlipunan. Sa pamamagitan nito naipamamalas ng mag-aaral ang kakayahang komunikatibo, mapanuring pag-iisip, pag-unawa at pagpapahalagang pampanitikan gamit ang teknolohiya at iba't ibang uri ng teksto tungo sa pagkakaroon ng kamalayang global.
IKA-21 SIGLONG KASANAYAN	Komunikasyon, Pagkamalikhain, at Kritikal/Mapanuring Pag-iisip
DOMEYN SA CREATIVE INDUSTRIES	Performing, Audio-Visual and Digital Domain
DESKRIPSIYON	Isang kategorya ng <i>Read-A-Thon</i> ang <i>Bidyokasiya</i> na tinataya ang kritikal na pag-unawa ng mga mag-aaral sa mga isyung panlipunan mula sa binasang tekstong impormatibo. Mula sa binasa, bubuo ng isang adbokasiya ang mga kalahok tungkol sa mahalagang kaisipan o mensahe na nakapaloob dito. Ang adbokasiya ay isasagawa sa pamamagitan ng <i>short video</i> gaya ng <i>reels</i> na nakikita sa iba't ibang platform ng <i>social media</i> . Layunin ng timpalak na ito na ipamalas ang gamit ng wikang Filipino sa mundo ng Social Media na behikulo sa pagpapalaganap ng pagpapahalagang panlipunan.
TEKNIKAL NA KAILANGANIN	

<p>A. KAGAMITAN AT IBA PANG KASANGKAPAN</p>	<p>Dadalhin ng mga kalahok: Mobile Phone, Mobile Phone Tripod, Wireless Lapel, Flash drive , Power bank at cord na akma sa laptop para sa paglipat ng file.</p> <p>Technical Specification ng Mobile Phone</p> <ul style="list-style-type: none"> ✓ 8 gb ram ✓ 128 storage ✓ 8-12 core processor ✓ 1080p-4k camera resolution ✓ capable to install video editing applications like Capcut (free) and Adobe Premier Rush ✓ Adobe license from DepEd <p>Galing sa Tagapamahala:</p> <ul style="list-style-type: none"> • Kaugnay na mga suplay at materyal para sa pagtatanghal • Kaugnay na artikulo, batas, balita, at iba pang teksto • orasan at flaglets • Mga opisyal na papel sa pagtatala ng marka • <i>Wireless</i> na mikropono na may <i>stand</i> • <i>Sound system</i> • mga sertipiko • mga lapis • mga <i>ballpen</i> • mga <i>folder</i> • mga larawan o kagamitang nakatuon sa tema at layunin • <i>bond paper</i> • <i>holding area</i>, silid ng paghahanda at silid-paligsahan 	
<p>B. LUGAR NA PAGDADAUSAN</p>	<ol style="list-style-type: none"> 1. Silid kung saan bubuoin ang storyboard at/ o konsepto ng BIDYOKASIYA. Mahalagang komportable ang mga mag- aaral na makapag-isip at hindi siksikan ang silid. 2. Gymnasium o isang maluwang na lugar kung saan nila gagawin ang BIDYOKASIYA. 	
<p>MGA PAMANTAYAN SA PAGTATANGHAL</p>	<p>Mga Pamantayan</p> <p>Nilalaman</p> <ul style="list-style-type: none"> ▪ Natutukoy ang angkop na adbokasiya tungkol sa mahalagang kaisipan o 	<p>Bahagdan</p> <p>40%</p>

<p>mensaheng nakapaloob sa binasa</p> <ul style="list-style-type: none"> ▪ Holistiko ang pagkakabuo ng bidyo ▪ Malinaw ang ugnayan ng mga konsepto at kaisipan ▪ Kaangkupan ng mga salitang ginamit 	
<p>Kalidad/ Presentasyon</p> <ul style="list-style-type: none"> • Malikhain ang pagkakabuo • Natatangi ang teknik na ginamit • Naipakita ang lalim ng kahulugan sa paraang magaan 	30%
<p>Hikayat/ Dating sa madla</p> <ul style="list-style-type: none"> • Nakapanghihikayat ang bidyo sa madla • Kapana-panabik 	20%
<p>Nakasunod sa Takdang Oras</p> <ul style="list-style-type: none"> ▪ Naipasa ang bidyo sa naitakdang oras ▪ Nakasunod sa isang (1) minutong bidyo 	10%
Kabuoan	100%
I. MGA GABAY NA TUNTUNIN AT MEKANIKS	

- A. Isang timpalak ang **BIDYOKASIYA** sa lahat ng mag-aaral mula ikasampung (10) Baitang sa pampubliko o pampribadong paaralan. Dapat magparehistro ang bawat rehiyon ng isang (1) mag-aaral at isang (1) tagapagsanay.
- B. Isang araw bago ang timpalak iinspeksiyunin ng National Technical Working Group (NTWG) ang mga mobile phone kung ang mga ito ay sumunod sa teknikal na kailanganin ng timpalak. Tiyaking *fully charge* ang mga *mobile phone* bago ibigay ang mga ito sa NTWG. Pagkatapos ng inspeksyon, patayin ang mga *mobile phone* para maka-save ng *battery*. Lalagyan ng bilang ng kalahok bilang tanda ang mga *mobile phone* at ibibigay lamang sa oras ng timpalak.
- C. Bubuoin ng kalahok ang **BIDYOKASIYA** sa loob ng apat (4) na oras.
- D. Ilalaan ang unang isang (1) oras sa itinakdang silid upang basahin at suriin ang tekstong impormatibo at tukuyin ang adbokasiyang maaaring makuha mula sa kaisipan o mensaheng nakapaloob dito. Ang NTWG ang titiyak sa kaangkupan ng teksto sa antas ng mga kalahok. Pagkatapos matukoy ang adbokasiya, susulat ang kalahok ng balangkas ng konsepto, iskrip o story board sa bubuoing bidyo.
- Gagamitin ang panulat at papel na ibibigay ng National Technical Working Group (NTWG).
- E. Ang natitirang tatlong (3) oras ay ilalaan sa *pag-shoot* at *editing* na gaganapin sa isang maluwang na silid-paligsahan/ espasyo o gymnasium. Tiyakin na malayang makagagalaw ang mga kalahok upang mag-*shoot* ng kanilang bubuoing **BIDYOKASIYA** at sila ay babantayan ng NTWG. Mahigpit na ipinagbabawal na pumunta o makipag-usap ang mga kalahok sa kani-kanilang mga tagapagsanay. Lahat din ng tagapagsanay ay hindi na pinahihintulutan na makalapit sa kanilang mga mag-aaral.
- F. Itataas ng NTWG ang berdeng *flaglet* tanda ng pagsisimula ng kanilang pagsho-*shoot*. Malayang magagamit ng mga kalahok ang tationg (3) oras sa pagkuha ng larawan at video, pag-shoot at pag-edit. Itataas ang kahel na *flaglet* biglang hudyat sa nalalabing tatlumpung (30) minuto. Ang video na gagawin ay hindi lalagpas ng isang (1) minuto. Sa huling sampung minuto, itataas ng NTWG ang pulang *flaglet* hudyat ng pagsasapinal at pag-save ng bidyo. Mahigpit na ipinapaalala na ang pagsi-save ng *file* ay bahagi ng kabuoang oras. Ibabawas sa probisyon sa pamantayan na: *Nakasunod sa Takdang Oras* sa mga minutong huli sa pagpasa.

Labis na Oras sa Pagpasa	Kabawasan
1-10 segundo	1 puntos
11-20 segundo	2 puntos
21-30 segundo	3 puntos
31-40 segundo	4 puntos
41-pataas	5 puntos

- G. Sa hudyat ng NTWG, sabay-sabay na ipapasa ang lahat ng *mobile phone*.

Iilipat ng NTWG sa itinakdang laptop ang lahat ng nabuong bidyo.

- H. Sa itinakdang oras, ipalalabas ang lahat ng nabuong bidyo sa isang silid-paligsahan ayon sa pagkakasunod-sunod. Bibigyan ito ng kapasiyahan ayon sa pamantayan.
- I. Dapat tandaan na lahat ng gagamiting kagamitan ay pasok sa *technical specification* na Itinakda ng Kagawaran. Ang paggamit ng mga *applications* na may *ready-made templates* ay mahigpit na pinagbabawal at maaaring maging dahilan ng diskwalipikasyon ng kalahok.
- J. Puting *t-shirt* (walang pagkakakilanlan ng paaralan/sangay/rehiyon) at maong na pantalon ang suot ng mga kalahok.
- K. Ang mga BIDYOKASIYA na lalampas sa itinakdang isang (1) minuto ay ibabawas sa probisyon sa pamantayan na: Nakasunod sa Takdang Oras:

Labis na Oras	Kabawasan
1-3 segundo	1 puntos
4-20 segundo	2 puntos
21-40 segundo	3 puntos
41-60 segundo	4 puntos
61-pataas	5 puntos

- L. Ang desisyon ng hurado ay pinal at hindi mapasusubalian.

Republika ng Pilipinas
Kagawaran ng Edukasyon
Rehiyon V
Tanggapang Pansangay ng mga Paaralan ng Sorsogon

DIVISION READ-A-THON FILIPINO
Technical Working Group

Education Program Supervisor	Sharon A. Vito
Area In-charge:	
Emcee/Contest Room	Zander J. Macandog
Holding Area	Vilma G. Guelas
Preparation Area	Vanesa M. Lopez
Ushers/Usherette	Katherine Medalla Michelle Erika Clemente Ailyn Alejo
Contest Managers	Imelda G. Narvadez Grace Lani Fulleros
Timer (& Banner Manager)	Guro sa Filipino-Gubat North CS
Documenter	Guro sa Filipino-Gubat North CS
Registration/Certificates	Manuel Cadag Ara S. Manata
Tabulators	Arlene B. Ontoria Albert Escobedo
ICT In-Charge	Albert Llava Guro sa ICT-Gubat NHS Guro sa ICT-Gubat NHS

JUDGES	
Elementary	Secondary
Mylene Gosgolan	Tirso Rico Rodriguez
Alona Guardacasa	Kevin V. Arevalo
Emma Gonzales	Betty Jane Berjuela



Republic of the Philippines
Department of Education
Region V
SCHOOLS DIVISION OF SORSOGON

IMPLEMENTING GUIDELINES ON READ-A-THON (ENGLISH)

The categories, components, number of learner-participants and teacher-coaches, and time allotment for Read-A-Thon are as follows:

Category	Component	No. of Learner-Participant	No. of Teacher-Coach	Time Allotment
Elementary				
Story Retelling	Read-A-Thon	1	1	30 minutes
Story Resolution Challenge	Read-A-Thon	1	1	25 minutes
Secondary				
Five-Minute Advocacy Speech	Read-A-Thon	1	1	96 minutes
Total		3	3	

Key Stage	Key Stage 1; Grade 3
Event Title	STORY RETELLING
No. of Participant	1 per municipality
Time Allotment	30 minutes including preparation
Performance Standard	The learner uses speaking skills and strategies appropriately to communicate ideas in varied theme-based tasks (oral language); accurately, fluently, and creatively reads aloud literary texts (fluency); and proficiently uses English vocabulary in varied and creative oral and written activities (vocabulary).
21 st Century Skills	Communication Skills and Learning & Innovation Skills
Creative Industries Domain	Performing Arts Domain
Description	Story Retelling is an NFOT event category of Read-A-Thon that determines how well learner-participants have comprehended a specific story read by retelling it using their own words and expressions.
Technical Specifications	

a. Materials, Tools & Equipment	To be provided by participants: NONE	To be provided by management: Supplies and materials, timer and flags, strips of paper for drawing of lots, number identifier, wireless microphone with stand, sound system, certificates, pencils, ballpens, folders, calculators, bond paper, holding area, preparation, contest area, signages (holding area, preparation area, contest area)
b. Venue	holding area, preparation, contest area	
CRITERIA FOR JUDGING	Criteria	Percentage
	Mastery of the Story <ul style="list-style-type: none"> Retell accurately the significant details and elements of the story read. Communicate the story in a sequential order within the allotted time. 	50%
	Voice Projection <ul style="list-style-type: none"> Retell the story creatively with correct use of language and loudly enough for the audience to hear. Observe proper stress, intonation, and juncture. 	30%
	Stage Presence <ul style="list-style-type: none"> Show confidence and appropriate posture/projection, facial expressions, and gestures. Engage the audience with a strong and suitable presence. 	20%
	TOTAL	100%

MECHANICS:

- A. **Story Retelling** event is open to all Grade Three (3) learners who are officially enrolled in public or private schools. This shall be done under the **contest category**. Each municipality shall register one (1) learner-participant and one (1) teacher-coach.

- B. A printed copy of a story in English, a pen, and paper shall be provided to the learner participants by the Technical Working Group (TWG) during the event. These shall be retrieved from them before their actual performance.
- C. All learner-participants will stay in the Holding Area without hearing the performance of other learner-participants, while the next learner-participants will stay in the Preparation Room before the performance.
- D. Drawing of lots by the learner-participants for their number identifier shall be done thirty (30) minutes before the event proper.
- E. At the event venue, learner-participants shall be given twenty-five (25) minutes to silently read the given story. They may use pen and paper to organize their thoughts. Then, they shall retell the story read using their own words which shall not exceed five (5) minutes.
- F. Learner-participants shall not be allowed to read the story again during their performance.
- G. Colored flags shall be raised by the TWG to cue the learner-participant during the event proper:
- Green flag** - start of performance
Yellow flag - 30 seconds remaining
Red flag - end of performance
- H. Using and bringing of any of the following are prohibited in the entire event:
- cellphone or any gadget
 - reference materials/handouts
 - copy of any story
 - costumes and props
 - musical instrument/accompaniment
- I. Learner-participants are required to wear plain white t-shirt (*no school identification*) and jeans (*maong*) during the event.

EVENT TITLE	Story Resolution Challenge
KEY STAGE	<i>Key Stage 2: Grade Six (6)</i>
NO. OF PARTICIPANT/S	<i>1 Grade 6 learner-participant per municipality</i>
TIME ALLOTMENT	<i>25 minutes including preparation</i>
PERFORMANCE STANDARDS	<i>The learner uses speaking skills and strategies appropriately to communicate ideas in varied theme-based tasks (oral language); uses knowledge of stress and intonation of speech to appropriately evaluate the speaker's intention, purpose and meaning (fluency); uses linguistic cues to appropriately construct meaning from a variety of texts for a variety of purposes (reading comprehension); and publishes texts using appropriate text types for a variety of audiences and purposes (writing and composition)</i>
21st Century Skill/s	<i>Communication, Learning and Innovation Skills</i>
Creative Industries Domain	<i>Performing Arts Domain</i>
Description	Story Resolution Challenge is an NFOT event category of Read-A-Thon that allows learner-participants to demonstrate their creative and interpretive skills in

	<i>reading aloud the story and ability to provide logical ending using effective verbal and non-verbal strategies.</i>	
Technical Specifications		
a. Materials, Tools and Equipment	To be provided by the participants: NONE	To be provided by the event organizer: <i>Supplies and materials, timer and flags, strips of paper for drawing of lots, number identifier, sound system, certificates, pencils, ballpens, folders, calculators, bond paper, lapel, holding area, preparation area and contest area, signages (e.g. holding area, preparation area and contest area)</i>
b. Venue	<i>Holding area, Preparation area and Contest area</i>	
CRITERIA FOR PRESENTATION	Criteria	Percentage
	Oral Interpretation <ul style="list-style-type: none"> • Read aloud creatively and accurately the message/ theme, emotions, mood, character, and all other elements of the story • Establish creative and dramatic impact throughout the presentation to connect and engage with the audience 	35%
	Story Extension <ul style="list-style-type: none"> • Demonstrate originality and innovative ideas in the resolution. • Provide logical and consistent story ending that connects with the original narrative. • Align character actions with their established traits in the story. • Use correct language conventions in conveying message. 	35%

	Voice Projection <ul style="list-style-type: none"> • Speak clearly, distinctly, and with appropriate and varied pauses, pitch, and tone modulation • Recite loudly enough for the audience to hear. 	15%
	Stage Presence <ul style="list-style-type: none"> • Show confidence, authenticity, appropriate posture/projection, facial expressions, and gestures. 	15%
	Total	100%

Event Rules and Mechanics

- A. **Story Resolution Challenge** event is open to all Grade Six (6) learners who are officially enrolled in public or private schools. This shall be done under the contest category. Each municipality shall register one (1) learner-participant and one (1) teacher-coach.
- B. All learner-participants shall stay in the Holding Area without hearing the presentation of other participants, while the next learner-participant shall stay in the preparation room to prepare for the presentation.
- C. Drawing of lots by the participants for their number identifier shall be done thirty (30) minutes before the event proper. A printed copy of an open-ended and developmentally appropriate story in English shall be provided to the participants one at a time by the Technical Working Group (TWG) during the event.
- D. At the Preparation Room, participants shall be given twenty (20) minutes to study the story and write the story resolution.
- E. The learner-participant shall read aloud the given story and its logical ending all within the 5-minute allotment in the Contest Room.
- F. Colored flags shall be raised by the TWG to cue the learner-participant during the event proper:
 - Green flag- start of performance
 - Yellow flag- 30 seconds remaining
 - Red flag- end of performance
- G. Using and bringing of any of the following are prohibited in the entire event:
 - a. Cellphone or any gadget
 - b. Reference materials/ handouts
 - c. Copy of any story
 - d. Costumes and props
 - e. Musical instrument/ accompaniment
- H. Learner-participants are required to wear plain white t-shirt (no school identification) and jeans (maong) during the event.

Event Title	Five-Minute Advocacy Speech	
Key Stage	Key Stage 3: Grade Ten (10)	
No. of Participant/s	1 Grade 10 participant per municipality	
Time Allotment	96 minutes including preparation	
Performance Standard	The learner skillfully delivers a speech for a special occasion through utilizing effective verbal and non-verbal strategies and ICT resources.	
21 st Century Skills	Communication Skills, Information, Media and Technology Skills, Learning and Innovation Skills, Life and Career Skills	
Creative Industries Domain	Performing Arts Domain	
Description	Five-Minute Advocacy Speech is an NFOT event category of Read-A-Thon that determines how well learners deliver a speech for a special occasion through utilizing effective verbal and non-verbal strategies, and Information and Communication Technology resources.	
Technical Specifications		
a. Materials and Equipment	To be provided by the participants: <ul style="list-style-type: none"> Laptop installed with MS Powerpoint 2010 or latest version Lapelr 	To be provided by the event organizers: <ul style="list-style-type: none"> Projector/ LED screen/ TV 55" or better Extension cords HDMI/ VGA cables Flash drives
b. Venue	Holding Room, Preparation Room, Contest Room	
Criteria for Judging	Criteria	Percentage
	Composition <ul style="list-style-type: none"> Compose a short, logical, and coherent speech relevant to the given topic or theme. Use words that represent own thoughts, feelings, and expressions. Cite sources properly. 	40%
	Delivery and Voice Projection <ul style="list-style-type: none"> Speak clearly, distinctly, and with appropriate and varied poses, pitch, and tone modulation. Project loudly enough for the audience to hear. Deliver the speech in a formal, dignified, engaging, and persuasive manner. 	30%

	<ul style="list-style-type: none"> Perform within the allotted time. 	
	Media Presentation <ul style="list-style-type: none"> Use appropriate and effective presentation standards (color, effects/ animation, number of lines per slide, images) 	20%
	Stage Presence <ul style="list-style-type: none"> Show confidence and appropriate posture or projection, facial expressions, and gestures 	10%

Mechanics:

- A. Five-Minute Advocacy Speech event is open to all Grade Ten (10) learners who are officially enrolled in public or private schools. This shall be done under the contest category. Each municipality shall register one (1) learner-participant and one (1) teacher-coach.
- B. Drawing of lots by the participants for their number identifier shall be done thirty (30) minutes before the event proper.
- C. There shall be four (4) phases in this event:

Phase 1-Text Immersion (30 minutes)

- 1. Three (3) grade-level appropriate informational texts stored in the flash drive shall be provided to the Holding Room. This shall be retrieved from them before their presentation.
- 2. Learner-participant shall be given thirty (30) minutes to read the texts.

Phase 2-Topic Outlining (20 minutes)

- 1. Learner-participant shall be given twenty (20) minutes to outline his/her presentation using laptops.

Phase 3- Presentation Preparation (40 minutes)

- 1. Learner-participant shall use MS Powerpoint applying the presentation standards and utilize available text resources like images, graphics, or any found in the MS Powerpoint.
- 2. Each presentation shall be limited to 15 slides and each slide shall be automatically timed 20 seconds. Presentation time shall be 5 minutes only.
- 3. Learner-participant is given 30 minutes to prepare his/ her presentation and 10 minutes to rehearse and finalize his/her output.
- 4. Learner-participant shall save the file using the filename format: Entry Number_Event Contest Code (ex: 01_PK)
- 5. TWG shall collect and save the file in his/her laptop and ensure that the file is working and ready for presentation. Once saved, the learner-participant shall not be allowed to open his/her laptop.

Phase 4- Presentation Proper (6 minutes)

- 1. Before the delivery, the learner is given 1 minute for technical check and rehearsal and five (5) minutes for presentation.
- 2. The TWG shall raise the green flag to cue the start of the slide presentation:



Balogo Sports Complex, Balogo,
 Sorsogon City, Sorsogon 4700
 Email: sorsogon@deped.gov.ph
 Website: depedsorsogon.com.ph

Green flag- start of performance
Yellow flag- 30 seconds remaining
Red flag- end of performance

- D. Using and bringing of any of the following are prohibited in the entire event:
- Cellphone or any gadget
 - Reference materials/ handouts
 - Copy of any story
 - Costumes and props
 - Musical instrument/ accompaniment
- E. Learner-participant shall wear corporate attire during the presentation.



Republika ng Pilipinas
Kagawaran ng Edukasyon

Rehiyon V

Tanggapang Pansangay ng mga Paaralan ng Sorsogon

DIVISION READ-A-THON ENGLISH

Technical Working Group

	ENGLISH
Education Program Supervisor	Maricel M. Dineros
Area In-charge:	
Emcee/Contest Room	Catherine E. Gonzales
Holding Area	Gina Desaliza Judelyn G. Escarcha
Preparation Area	Erick E. Espiel Gina S. Fuensalida
Ushers/Usherette	Ricky Furiscal Honeyiness Llandelar
Timer (& Banner Manager)	Elisa B. Guardian
Documenter	Alvin S. Reverente Mercie Joy Argana
Registration/Certificates	Rochelle G. Opalalic Dona H. Grueso
Tabulators	Sandy A. Millare Grace Jamisola
ICT In-Charge	Julius Ranoco Lemuel de Ramon

JUDGES	Elementary	Secondary
English	Evangeline B. Meteoro	Liny B. Grefal
	Cecilia B. Bacani	Joey A. Habla
	Marla A. Atayza	Ma. Ines P. Galon



Kompleks Pampalakasan ng Balogo, Balogo,
Sorsogon, Sorsogon 4700

Email: sorsogon@deped.gov.ph


Website: depedsorsogon.com.ph

2025 REGIONAL FESTIVAL OF TALENTS
Implementing Guidelines on SNED Abilympics

The categories, modes of delivery, number of learner-contestants and teacher-coaches, and time allotment per event for SNED Abilympics are the following:

Category	Component	No. of Learner-Participant	No. of Teacher-Coach	Time Allotment
Elementary				
Story Interpretation in Filipino Sign Language	SNED	1	1	15 mins.
Secondary				
Story Interpretation in Braille Reading using Unified English Braille	SNED	1	1	15 mins.
Total		2	2	

9



SPECIAL NEEDS EDUCATION
SNED Abilympics
(Uncovering the Unique Talents of LWDs!)

COMPONENT AREA	SPECIAL NEEDS EDUCATION
KEY STAGE	Key Stage 2 (Grades 4-6)
EVENT TITLE	Story Interpretation in Filipino Sign Language
NO. OF PARTICIPANT/S	1 Deaf learner-participant per division
TIME ALLOTMENT	Following the standard number of hours in LWDs maximum of ten (10) minutes
PERFORMANCE STANDARD	1. Identifying author's/speaker's point of view (EN4LR-I-1) 2. Applying the important story elements to one's schema: relating story to one's experiences (EN4LR-I-1.12)
21ST CENTURY SKILL/S	Creativity, Collaboration, Communication, Critical Thinking (4Cs)
CREATIVE INDUSTRIES DOMAIN	Creative services (creative research, development, and real-time artistic performances)
DESCRIPTION	Story Interpretation in Filipino Sign Language is an RFOT event category of Special Needs Education (SNED) that allows learners with disabilities (LWDs) to perform Filipino Sign Language through story reading and interpretation of the point of view of the writer.
TECHNICAL SPECIFICATIONS	
A. MATERIALS, TOOLS AND EQUIPMENT	To be provided by the participants: N/A
	To be provided by the organizers: <ul style="list-style-type: none"> ● Copy of the DepEd Quality assured Story Book (English - KS2) ● tripod ● 3 projectors or SMART TV at least 60 inches (Two projectors/TV are positioned at the sides to project the story, and one serves as a timer set at the back facing the Learner-Participants.) ● 2 laptops ● 5 extension wires ● 1 long table for judges with chairs ● 17 chairs at the holding area ● 1 adjustable bookstand ● sound system ● stage ● flaglets (1-red, 1-yellow, 2-green) ● 3 rooms ● Live Streaming Equipment

a

**2025 REGIONAL FESTIVAL OF TALENTS
Implementing Guidelines on SNED Abilympics**

The categories, modes of delivery, number of learner-contestants and teacher- coaches, and time allotment per event for SNED Abilympics are the following:

Category	Component	No. of Learner-Participant	No. of Teacher-Coach	Time Allotment
Elementary				
Story Interpretation in Filipino Sign Language	SNED	1	1	15 mins.
Secondary				
Story Interpretation in Braille Reading using Unified English Braille	SNED	1	1	15 mins.
Total		2	2	

9

B. VENUE	1. Contest area which can hold 50 pax (at least) 2. Holding Area which can hold 20 pax												
CRITERIA FOR JUDGING	<table border="1" data-bbox="533 454 1353 651"> <thead> <tr> <th data-bbox="533 454 1147 488">Criteria</th> <th data-bbox="1147 454 1353 488"></th> </tr> </thead> <tbody> <tr> <td data-bbox="533 488 1147 521">1. Space Referents-</td> <td data-bbox="1147 488 1353 521">(20%)</td> </tr> <tr> <td data-bbox="533 521 1147 555">2. Grammar - Use of NMS-</td> <td data-bbox="1147 521 1353 555">(30%)</td> </tr> <tr> <td data-bbox="533 555 1147 589">3. Sign Production & Formation-</td> <td data-bbox="1147 555 1353 589">(30%)</td> </tr> <tr> <td data-bbox="533 589 1147 622">4. Fluency/Accuracy</td> <td data-bbox="1147 589 1353 622">(10%)</td> </tr> <tr> <td data-bbox="533 622 1147 651">5. Contextual Understanding</td> <td data-bbox="1147 622 1353 651">(10%)</td> </tr> </tbody> </table> <p data-bbox="533 685 1353 748">See also the attached Criteria for Story Interpretation in Filipino Sign Language</p>	Criteria		1. Space Referents-	(20%)	2. Grammar - Use of NMS-	(30%)	3. Sign Production & Formation-	(30%)	4. Fluency/Accuracy	(10%)	5. Contextual Understanding	(10%)
Criteria													
1. Space Referents-	(20%)												
2. Grammar - Use of NMS-	(30%)												
3. Sign Production & Formation-	(30%)												
4. Fluency/Accuracy	(10%)												
5. Contextual Understanding	(10%)												

MECHANICS:

- A.** The contest is open for Grades 4 to 6 Deaf learners who are officially enrolled in the public school.
- B.** Each division shall have 1 participant (Deaf – Key Stage 2) for Filipino Sign Language. *(The participant with the highest score during the RFOT shall automatically represent the region in the NFOT.)*
- C.** The RTWG shall provide the Published Story to be interpreted. The story should be aligned with the 2025 NFOT theme and must not have more than 400 words. This shall be given to the contestant during the actual event.
- D.** Order of performance shall be identified through drawing of lots. An orientation of the guidelines, process flow and house rules shall be conducted before the contest proper.

Story Interpretation Proper

- E.** Each contestant is given 15 minutes in the stage to read and understand the story. This includes the following: scanning, skimming, familiarizing and interpreting the content of the story piece
- F.** The contestant shall not introduce herself/himself.
- G.** The contestant shall interpret the story through FSL. The storybook shall be placed on the bookstand and shall be flipped by the contestant as s/he progresses. S/he shall give a signal by raising the green flaglet to the judges and TWG if s/he will start the story interpretation. The story shall also be projected in a widescreen (at the side of the contestant) for the judges and audience.
- H.** The story interpretation should end with a lesson derived from the story read.
- I.** The judges shall be provided with a printed copy of the story during the contest proper.



J. Only participants shall be allowed in the designated holding area.

K. Judging of winners shall be based on DO 36, 2016 (Awards and Recognition). The following awards shall be given:

Story Interpretation in Filipino Sign Language (FSL)	
Categories	Range of Scores
1. Exceptional	76-100%
2. Proficient	51-75%
3. Developing	26-50%
4. Certificate of Participation	1-25%
<p>A. The top three (3) contestants with the highest scores shall receive the following medals: Top 1 - Gold Medal Top 2 - Silver Medal Top 3 - Bronze Medal</p> <p>B. All contestants who have reached the three different categories (Developing - Exceptional) shall receive the Certificate of Recognition.</p>	

L. In case of tie, the Judges shall decide on this matter.

M. Coaches shall receive Certificates of Recognition and Participation.

N. Participants shall observe health and safety protocol.

O. Participants and coaches are expected to practice utmost honesty and camaraderie. Any form of dishonesty shall be ground for disqualification.

P. Final scores of the contestants shall be projected after the awards are given.

Contestants	Space Referents		Grammar - Use of NMS		Sign Production & Formation		Fluency/ Accuracy		Contextual Understanding		Total
	Score	20%	Score	30%	Score	30%	Score	10%	Score	10%	
Juan dela Cruz	75	15 (75x0.2)	25	7.5 (25x0.3)	50	15 (50x0.3)	75	7.5 (75x0.1)	100	10 (100x0.1)	55

2025 RFOT Criteria for Story Interpretation in Filipino Sign Language (FSL)				
Requirements/ Task Completion	Limited	Developing	Proficient	Exceptional
	25 points	50 points	75 points	100 points
Space Referents (20%)	Does not attempt to use space in collaboration with messages.	Difficulty with setting up points in space to refer to objects and people; Difficulty With maintaining eye contact; Lacks Expressive Behaviors When Signing	Limited use of setting up points in space to refer to objects and people; sometimes makes errors; Limited eye contact; Limited use of expressive behaviors	Frequently sets up points in space to refer to objects and people; make no errors; Maintains some eye contact; Some use of expressive behaviors
Grammar - Use of NMS (30%) Location Negation Contrastive Structure (listing and ordering, time, etc.)	Lacks facial expressions when signing; Difficulty using non-manual signals; Difficulty using listing and ordering	Some appropriate use of facial expressions; Limited use of non-manual signals; Limited use of listing and ordering	Appropriate use of facial expressions when signing; Inconsistent use of non-manual signals; Inconsistent use of listing and ordering	Uses good facial expressions correctly and consistently; Appropriate use of non-manual signals; Appropriate use of listing and ordering
Sign Production & Formation (30%)	Frequent incorrect formations of signs; Very difficult to	Some errors, but is understandable; Errors are	Self-corrects: few mistakes made;	Consistent use of correct signs;

Handshape Palm Orientation Movement Location	understand signs	usually not corrected	Easily understood	Clear, easily understood
Fluency/ Accuracy (10%) Smoothness and Fluency of Signs Conceptually Accurate Ideas/Messages	Irregular hand movements and choppy use of signs; Unable to sign conceptually accurate ideas/messages	Hesitates and self- corrects when signing; Signs conceptually accurate ideas/messages on a limited basis	Smooth flow of signs with confidence most of the time; Signs conceptually accurate ideas/messages the majority of the time	Communicates with fluency and confidence; Signs conceptually accurate ideas/messages consistently
Contextual Understanding (10%)	Limited understanding of text in context.	Struggles with context, Some understanding.	Understands text context fairly well.	Demonstrates a deep understanding of the text in context.
Total (100%)				

SPECIAL NEEDS EDUCATION
SNED Abilympics
(Uncovering the Unique Talents of LWDs!)

COMPONENT AREA	SPECIAL NEEDS EDUCATION
KEY STAGE	Key Stage 3 (Grades 7 to 10)
EVENT TITLE	Story Interpretation in Braille Reading using Unified English Braille
NO. OF PARTICIPANT/S	1 learner-participant (Blind) per division
TIME ALLOTMENT	Following the standard number of hours in LWDs maximum of fifteen (15) minutes
PERFORMANCE STANDARD	3. Use the appropriate reading style (scanning, skimming, speed reading, intensive reading, etc.) one's purpose (EN7RC-IV-b-10) 4. Analyze literature as a means of understanding unchanging values in the VUCA world (G9_Q2_MELC)
21ST CENTURY SKILL/S	Creativity, Collaboration, Communication, Critical Thinking (4Cs)
CREATIVE INDUSTRIES DOMAIN	Creative services (creative research, development, and real-time artistic performances)
DESCRIPTION	Story Interpretation in Braille Reading using Unified English Braille is an RFOT event category of Special Needs Education (SNED) Expo that allows learners with visual impairment (LVI) to interpret story in Braille Reading.
A. MATERIALS, TOOLS AND EQUIPMENT	To be provided by the participants: N/A
	To be provided by the organizers: <ul style="list-style-type: none"> • Copy of the Story for the contestant and judges • Braille Copy of the Story (Hard Copy to be provided the RTWG) produced by the LR Unit • The number of materials should be equivalent to the number of contestants (1:1) • 3 lapels (to be provided by the host division) • 1 laptop • 5 extension wire • 1 long table for judges and RTWG with chairs • 1 table and chair for the contestant • sound system • stage • 1 buzzer/timer/bell • Live Streaming Equipment
B. VENUE	1. Contest area which can hold at least 50 pax 2. Holding area which can hold at least 20 pax

CRITERIA FOR JUDGING	
Criteria	Percentage
1. Accurate Reading of Words or Contractions	15%
2. Reading Speed	25%
3. Fluency	5%
4. Consistency	5%
5. Contextual Understanding	5%
6. Quality of Voice (Pronunciation, Enunciation of words/Intonation)	30%
7. Voice Expressions	15%
TOTAL SCORE	100%

See also the attached Criteria for Story Interpretation in in Braille Reading using Unified English Braille

MECHANICS

- B. The contest is open for Grades 7 to 10 Blind learners who are officially enrolled in the public school.
- C. Each division shall have 1 participant (Blind- Key Stage 3) for Story Interpretation in Braille Reading using Unified English Braille
(The participant with the highest score shall automatically represent the division in the RFOT.)
- C. The RTWG shall provide the Published Story to be interpreted. The story should be aligned with the 2025 RFOT theme and must not have more than 450-500 words. This shall be given to the contestant during the actual event.
- D. Order of performance shall be identified through draw lots. An orientation of the guidelines, process flow and house rules shall be conducted before the contest proper.

Story Interpretation proper

- E. Each contestant is given 15 minutes to read and understand the story. This includes the following: scanning, skimming, familiarizing and delivery of the contest piece.
- F. The contestant shall not introduce herself/himself.
- G. The contestant shall interpret the story through Braille Reading using Unified English Braille. The embossed copy of the story shall be placed on the table and shall be flipped by the contestant as s/he progresses.
- H. The story interpretation should end with a lesson derived from the story read.
- I. The judges shall also be provided with the printed story piece during the contest proper.
- J. Only participants shall be allowed in the designated holding area one hour before the event.
- K. Judging of winners shall be based on DO 36, 2016 (Awards and Recognition). The following awards shall be given:

Story Interpretation in Braille Reading using Unified English Braille

2025 RFOT Rubric for Story Interpretation in Braille Reading using Unified English Braille				
Requirements/ Task Completion	Limited	Developing	Proficient	Exceptional
	25 points	50 points	75 points	100 points
Accurate Reading of Words or Contractions (15%)	More than 15 errors in reading words	11 – 15 errors in reading words	6-10 errors in reading words	5 below errors in reading words
Reading Speed (25%)	Reads very slowly with extended pauses	Reads slowly with frequent pauses	Reads at a moderate pace with minimal hesitations	Reads braille fluently at a fast pace
Fluency (5%)	Difficulty tracking, substantial skipping	Struggles with tracking, frequent skipping	Follows lines adequately, occasional skipping	Follows lines smoothly, rarely skips or jumps
Consistency (5%)	Highly inconsistent with frequent errors	Inconsistent with noticeable errors	Generally consistent but with some errors	Reads braille consistently, rarely making errors
Contextual Understanding (5%)	Limited understanding of text in context	Struggles with context, some understanding	Understands text context fairly well	Demonstrates a deep understanding of the text in context
Quality of Voice (Pronunciation, Enunciation of words/Intonation) (30%)	The quality of voice is monotonous. Mispronounced words can be heard	Demonstrate considerable variations of voice. There are few mispronounced words that can be heard.	Demonstrate good and appropriate variations of voice. Most words are properly pronounced.	Demonstrate very clear and appropriate variations of voice. All words are correctly pronounced.
Voice Expressions (15%)	The emotions in the voice expression are still lacking and demonstrates little internalization of the piece.	Some emotions in the voice expressions are present and demonstrates considerable internalization of the piece.	Most emotions in the voice expressions are present and demonstrates powerful internalization of the piece.	The emotions are flowing freely and can be felt by the audience and demonstrates powerful internalization of the piece.
TOTAL SCORE (100%)				

Categories	Range of Scores
1. Exceptional	76-100%
2. Proficient	51-75%
3. Developing	26-50%
4. Certificate of Participation	1-25%

C. The top three (3) contestants with the highest scores shall receive the following medals:
 Top 1 - Gold Medal
 Top 2 - Silver Medal
 Top 3 - Bronze Medal

D. All contestants who have reached the three different categories (Developing - Exceptional) shall receive the Certificate of Recognition.

L. In case of tie, the panel of judges shall decide on this matter.

M. Coaches shall also receive Certificates of Recognition and Participation.

N. Participants shall observe health and safety protocol.

O. Participants and coaches are expected to practice utmost honesty and camaraderie. Any form of dishonesty shall be grounds for disqualification.

P. Final scores of the contestants shall be presented to the Division Focal Persons after the consolidation of results.

Contestants	Accurate Reading of Words or Contractions		Reading Speed		Fluency		Consistency		Contextual Understanding		Quality of Voice (Pronunciation, Enunciation of words/Intonation)		Voice Expressions		Total
	Score	15%	Score	25%	Score	5%	Score	5%	Score	5%	Score	30%	Score	15%	
Juan dela Cruz	75	11.25 (75x0.15)	25	6.25 (25x0.25)	50	2.5 (50x0.05)	75	3.75 (75x0.05)	100	5 (100x0.05)	80	24 (80x0.30)	60	9 (60x0.15)	61.75



2025 NATIONAL FESTIVAL OF TALENTS



Implementing Guidelines on STEMazing

The categories, components, number of learner-participants and teacher-coaches, and time allotment for STEMazing per region are provided as follows:

Category	Mode of Delivery	No. of Learner-Participant	No. of Teacher-Coach	Time Allotment
NumbeRace	in-person	2	1	1.75 hrs
AGHAMazing	in-person	2-3 members	1	3 hours writing, 1 minute presentation and 5 minutes Q and A
Total		5	2	



STEMazing

(A Showcase of Science, Technological, and Mathematical Outputs)



NumbeRace

COMPONENT AREA	MATHEMATICS AND PROBLEM SOLVING	
KEY STAGE	Key Stage Two (2) Grades 4 to 6	
EVENT TITLE	NumbeRace!	
NO. OF PARTICIPANT/S	2 students per team (choose participants from Key Stage 2; <i>only one learner per grade level is allowed, e.g. the team is composed of 1 Grade 4 and 1 Grade 6 learner</i>)	
TIME ALLOTMENT	1.75 hours total Elimination round: 45 minutes Final round: 60 minutes	
PERFORMANCE STANDARD	The learners: <ul style="list-style-type: none"> • demonstrate proficiency in applying mathematical concepts to solve authentic real-world challenges; • exhibit analytical and strategic thinking skills in approaching complex mathematical problems; • manifest effective communication and collaborative skills in mathematical discourse and team problem-solving; and • show mastery in integrating concepts across various mathematical domains (Number & Number Sense, Measurement and Geometry, Data and Probability) in practical applications 	
21ST CENTURY SKILL/S	Critical Thinking and Problem Solving Collaboration and Communication Digital Literacy	
CREATIVE INDUSTRIES DOMAIN	<ul style="list-style-type: none"> ▪ Digital Interactive Media Domain (through educational gaming and interactive mathematical applications) ▪ Creative Services Domain (through creative research and development, cultural and recreational services) ▪ Design Domain (through the creation of solutions that address mathematical and spatial problems) ▪ Audiovisual Media Domain (through educational content development) 	
DESCRIPTION	NumbeRace is a two-phase mathematical adventure competition designed for Grades 4-6 learners that combines physical exploration, mathematical investigation, and problem-solving in real-world contexts.	
TECHNICAL SPECIFICATIONS		
A. MATERIALS, TOOLS AND EQUIPMENT	To be provided by the participants: <ul style="list-style-type: none"> • Basic calculator • Measuring tools (ruler, tape measure) • Writing materials 	To be provided by the event organizers: <ul style="list-style-type: none"> • Team identification badges • Station markers and QR code printouts • Scoring sheets and evaluation forms



	<ul style="list-style-type: none"> • Digital device for QR codes (if allowed by organizers) • Safety equipment (as specified in orientation) 	<ul style="list-style-type: none"> • Investigation tools and materials • Data collection forms • Emergency and first aid equipment • Digital tracking system • Maps and route guides
B. VENUE	School grounds or designated competition area with: <ul style="list-style-type: none"> • Multiple checkpoint stations • Investigation areas • Presentation space • Rest areas and first aid stations • Emergency assembly points 	
CRITERIA FOR JUDGING	Accuracy (60%) and speed (40%)	
EVENT RULES AND MECHANICS		
<p>A. Pre-Competition Requirements</p> <p>1. Teams must complete registration two (2) weeks before the event Registration Process (2 Weeks Before)</p> <ul style="list-style-type: none"> • Submission of Regional Team Registration Forms including the following: <ul style="list-style-type: none"> ◦ Region number and name ◦ Division/Schools Division Office ◦ Name of Regional Mathematics Supervisor ◦ Name of Division Mathematics Supervisor • Team Composition Details: <ul style="list-style-type: none"> ◦ Official team name representing the region ◦ Grade levels of members (one each from Grades 4-6) ◦ Certified true copy of school records proving grade levels ◦ Regional team coach/adviser information with designation • Regional Endorsement Requirements: <ul style="list-style-type: none"> ◦ Endorsement letter from Regional Director ◦ Certification from Schools Division Superintendent ◦ Regional screening competition results ◦ Proof of winning at division and regional levels <p>2. Mandatory orientation session 1 week before the competition proper 2-hour mandatory session covering:</p> <ul style="list-style-type: none"> • Competition mechanics • Safety protocols • Equipment usage • Scoring system • Emergency procedures <p>Hands-on practice activities Q&A portion Equipment familiarization</p> <p>3. Practice Session (3 Days Before the competition proper)</p> <ul style="list-style-type: none"> • Mini challenges • Equipment testing • Route familiarization • Team strategy development 		

4. Equipment and Documentation Verification

- Pre-Event Documentation Checklist:
 - Team Registration Form
 - Individual Participant Forms
 - Medical Certificates
 - Consent Forms
 - Equipment Checklist
- Equipment Inspection:
 - Basic calculator
 - Measuring tools
 - Writing materials
 - Digital devices (if allowed)
 - Safety equipment

B. Competition Structure

- *Elimination Round*
(This may be done in batches if the space is limited.)
 - Individuals and teams navigate through multiple stations
 - Solve challenges at each station:
 - Station 1: Individual Challenge
 - Station 2: Individual Challenge
 - Stations 3 to 5: Team Challenges
 - They cannot proceed to the next station unless correct answers are given and confirmed by their team manager.
 - Representatives may ask to be replaced when they cannot answer the challenge assigned to them. There will be an additional 30-second penalty for the replacement.
 - Half of the number of teams with the lowest scores will be eliminated.
- *Final Round*
(This may be done in batches if the space is limited.)
 - Teams will go through team challenges from Stations 6 to 10. There will be no individual challenges in the final round.
 - Apply mathematical concepts and analyze real-world data
 - Develop mathematical solutions and solve problems
 - Present solutions and findings
 - The highest possible score for stations 1 to 9 is **50** points, with a standard *deduction* of **3** points for the next player/team who will finish successfully. The highest possible score for station 10 is 30 points following the presentation rubric.

C. Safety and Compliance

General Safety Protocols

- Teams must stay within designated safe zones
- Mandatory use of specified safety equipment
- Access to water stations and rest areas
- Compliance with station-specific safety guidelines

Supervision and Support

- Station Masters present at each checkpoint
- Medical team on standby throughout the competition
- Safety Officer overseeing all activities
- Technical support team for digital components

Emergency Response Procedures

- Medical emergency response protocol
- Weather emergency contingency plans
- Technical failure backup systems
- Lost team search and recovery procedure

Incident Management

- Immediate reporting to Safety Officer
- Documentation through incident report forms
- Implementation of appropriate response measures
- Post-incident analysis and documentation

D. Scoring and Awards

Scoring System Implementation

- Digital real-time scoring through station verification
- Individual judge scoring followed by panel consensus
- Final verification by Head Judge and Technical Committee

Award Categories

- Main Awards:
 - Overall Champion (Trophy + Certificates)
 - First Runner-up (Medals + Certificates)
 - Second Runner-up (Medals + Certificates)
- Special Awards:
 - Best Navigation Team
 - Outstanding Investigation
 - Excellence in Calculation
 - Innovation Award
 - Team Spirit Award
- Recognition:
 - Certificates of participation for all competing students
 - Certificates of appreciation for all coaches
 -

E. Documentation Requirements

1. Team registration forms
2. Medical and consent forms
3. Competition worksheets
4. Final presentation materials

SAMPLE CHALLENGES:

Challenge	Instructions
Step by Step (Individual)	<ol style="list-style-type: none"> 1. The player will measure the perimeter of an area using his/her foot. 2. The number of steps will be multiplied by the measure of his/her foot in cm. 3. The player who got the correct answer in the shortest time will get the highest score.
Sudoku (Individual)	
Tangram (Individual)	
Angle Hunt (Team)	<ol style="list-style-type: none"> 1. Given ten (10) minutes, the team will look for objects in the surroundings that demonstrate right, acute, and obtuse angles. 2. The team with the highest number of correct answers in the fastest time will get the highest score.
Number Ninja (Team)	<ol style="list-style-type: none"> 1. Number sentences are written on the steps. 2. The players must step on the number sentence with the least to greatest answer. 3. If there is any number touched out of sequence, a penalty time is added. (+10 secs) 4. The players may assist their teammates when moving from one step to the next step. 5. The timer begins as soon as the first person steps in and stops when the last person crosses over the last step.
Game of Fifteen (Team)	<ol style="list-style-type: none"> 1. In this station, the teams* will play against each other. (*2-4 teams) 2. Each team will be given number cards labeled from 1 to 10. 3. They will play in a 6x6 square. Players take turns to place a number onto the grid. 4. The first team that gets a sum of fifteen (15) in a straight line of three numbers (vertically, horizontally, or diagonally) will get the highest score.
Digit Cards (Team)	<ol style="list-style-type: none"> 1. Players will be given a random of 4-digit number. 2. They will answer a set the questions (<i>minimum of 5 questions</i>) using the numbers provided. <i>For example:</i> Given number: 1234 Write the largest number: ____ <i>Possible answer: 4,321</i> Write the largest prime number: ____ <i>Possible answer: 1,231</i> 3. The team who got the correct answers in the fastest time will get the highest score.
Treasure Hunt (Team)	<ol style="list-style-type: none"> 1. The players will find hidden treasures that contain clues to solve the puzzle. 2. The fastest team who solved the puzzle will get the highest score.
Survival Challenge (Team)	<ol style="list-style-type: none"> 1. Each team will be given Php 1000 and will be shown a list of grocery items. 2. If there is a calamity, which of the following items will they purchase for them to survive <i>for two weeks</i>.

	3. The first team to maximize their money will get the highest score.
Presentation (Team)	<ol style="list-style-type: none">1. The team will be given 3-5 minutes to present and justify their answer in the survival challenge.2. The judges will evaluate the presentation based on the reasoning and completeness of the details provided during the presentation.

PRESENTATION RUBRIC:

	<i>Excellent (9-10 points)</i>	<i>Good (6-8 points)</i>	<i>Fair (3-5 points)</i>	<i>Needs Improvement (0-2 points)</i>	Score
Delivery (30%)	Holds the attention of the entire audience with the use of direct eye contact, seldom looking at notes	Consistent use of direct eye contact with the audience, but still pauses to check notes	Displays minimal eye contact with the audience, while reading mostly from the notes	Holds no eye contact with audience, as the entire report is read from notes	
Content/ Organization (40%)	Demonstrates full knowledge by presenting details with explanations and elaboration Provides clear purpose and statements, examples and facts, and/or statistics or evidences	At ease with presenting details without much elaboration Provides a somewhat clear purpose and statements, examples and facts, and/or statistics or evidences	Uncomfortable with presenting information and is able to present details but without elaboration Provides weak purpose and statements, examples and facts, and/or statistics or evidences	Does not have a grasp of details during the presentation, cannot elaborate the information presented Provides weak or no support of details in their answers; gives insufficient supporting facts or evidences	
Expression and Audience Connection (30%)	Demonstrates strong enthusiasm about topic during entire presentation Raises audience understanding and awareness of the situation	Shows some enthusiastic feelings about topic Raises audience understanding and awareness of most points	Shows little or mixed feelings about the topic being presented Raises audience understanding and knowledge of some points	Shows no interest in the topic presented Fails to provide understanding of knowledge of topic	
TOTAL SCORE and FEEDBACK					

2025 DIVISION FESTIVAL OF TALENTS
ELEMENTARY MATHEMATICS (NUMBER RACE)

TECHNICAL WORKING GROUP

NAME	SCHOOL/DISTRICT
JERRY F. FIRMANES	SDO-CID
JOFFRE A. MIRANDILLA	SDO - CID
DOMINGO ENTERIA JR.	Quezon NHS
ALVIN G. GILANA	Cadandanan NHS
JOCELYN GRACE DOB	Mayon NHS
MA. LUISA C. AREVALO	Gimagaan NHS
MARILOU E. GABARDA	Banuang Gurang NHS
RAMON F. LASALA	Mayon NHS
PATRICK MARAVILLA	Palanas NHS
JOSHUA B. BUENO	Dinapa NHS
JIMMY E. RECODIG JR.	Donsol NCHS
REYMAR MADEJA	Bayasong NHS
RICHARD C. AREVALO JR.	Donsol Vocational HS
JAYSON M. MADRID	Pilar NCHS
ALEX P. FURIO	San Roque NHS
KLIEF E. GRATELA	San Francisco NHS
ENGELBERT GARRIDO	Matnog NHS
MARCEL A. DIAZ	Magallanes North District
LILIBETH G. FLORALDE	Barcelona District
LORDGIE EMAN R. OSILA	Pilar I District
JOSEPH P. LLEVA	San Roque ES/ Castilla West District
IAN JASPER N. PANDAAN	Donsol East District
ANNIE VI B. DOMINGUEZ	Bulan I District
FREDERICK ROBELAS	Cocok Cabitan ES
JULIE ANN M. DULVA	Casiguran Central School
SHIENA MAE E. DACIR	Irosin District
LORENZO HATE	Irosin District
JANE F. JERAO	Salvacion ES/ Pilar II District
KEVIN HOMILLANO	Macalaya NHS
LOLITO DUQUE	Dinapa NHS
RONALD DESUYO	Dinapa NHS
Nurse (2)	



STEMAZING

(A Competition of Science, Technological, and Mathematical Outputs)

SY 2024-2025

COMPONENT AREA	SCIENCE, TECHNOLOGY, ENGINEERING, AND MATHEMATICS													
KEY STAGE	Key Stage 3 (Grades 7 to 10) and Key Stage 4 (Grades 11 to 12)													
EVENT TITLE	AGHAMazing													
NO. OF PARTICIPANT/S	A team shall be composed of two or three learner-participants per division													
TIME ALLOTMENT	3 Hours (Creation of Outputs), 1 Minute Presentation and 5 Minutes of Question and Answer													
PERFORMANCE STANDARD	Obtain scientific and technological information from varied sources about global issues that have impact on the country. Acquire scientific attitudes that will allow them to innovate and/or create products useful to the community or country. Process information to get relevant data for a problem at hand													
21ST CENTURY SKILL/S	Critical thinking, Communication skills, Creativity, Problem solving, Collaboration. Information and digital literacy and Technology and Engineering skills.													
CREATIVE INDUSTRIES DOMAIN	Technology and Engineering													
DESCRIPTION	<p>AGHAMazing is an NFOT event category of STEMazing which involves on-the-spot development of research proposal that allows learner-participants to apply science and mathematics thinking skills to solve problems that have local, national, and global impact. It allows them to become problem solvers by addressing social, scientific, cultural, and environmental issues through the application of STEM and 21st century skills.</p> <p>In this activity, participants will be presenting oral and written proposed solution to a given scenario.</p>													
TECHNICAL SPECIFICATIONS														
A. MATERIALS, TOOLS AND EQUIPMENT	<p>To be provided by the participants:</p> <ul style="list-style-type: none"> • Computer/ Laptop/ • Notebook/ books and other printed resources, pocket Wi-Fi 	<p>To be provided by the event organizers:</p> <ul style="list-style-type: none"> • Timer • 2 multimedia projectors, • Printer • fast internet connection, • Sound System • Adequate electrical outlets, extension cords • 2 reams bond paper A4 												
B. VENUE	Hall with stage, three holding rooms													
CRITERIA FOR JUDGING	<table border="1"> <thead> <tr> <th>Criteria</th> <th>Percentage</th> </tr> </thead> <tbody> <tr> <td>Written Proposal</td> <td>50%</td> </tr> <tr> <td>Content/Organization/Thematic Relevance</td> <td></td> </tr> <tr> <td>Content</td> <td>25%</td> </tr> <tr> <td>Organization</td> <td>10%</td> </tr> <tr> <td>Feasibility of the proposed solution</td> <td>15%</td> </tr> </tbody> </table>		Criteria	Percentage	Written Proposal	50%	Content/Organization/Thematic Relevance		Content	25%	Organization	10%	Feasibility of the proposed solution	15%
Criteria	Percentage													
Written Proposal	50%													
Content/Organization/Thematic Relevance														
Content	25%													
Organization	10%													
Feasibility of the proposed solution	15%													

	(Based on scientific, technological, and other valid assumptions, Feasibility of the proposed solution)	
	Relevance of data used	15%
	Oral Presentation	
	Discussion/Arguments/Delivery (Based on scientific, technological, and other valid assumptions, feasibility of the proposed solution)	20%
	Ability to answer the questions	15%
	Total	100%

EVENT RULES AND MECHANICS

General Guidelines

- A. The competition shall consist of on-the-spot proposal writing and One-Minute Presentation. Each team which is composed of 2-3 student members in which the 3 members could all be coming from senior high school, or could all come from junior high school, or combination shall develop and present their proposal to the panel of judges of their solution about a real-world problem/scenario of local or global importance. The situation concerning the problem should be given on-site during the competition.
- B. The participants are given 3 hours to conceptualize and prepare the written description of their proposed solution.
- C. All entries submitted shall not bear any markings that identify their regions.
- D. The participants may use the internet and other printed resources in developing their written solution, however, the teams are not allowed to confer with their coaches while the activity is on - going. Any form of communication between the participants and other parties (coach, parents, classmates, teachers, etc.) shall warrant automatic disqualification.
- E. The proposed solution shall have the following components:
 - Title
 - Summary (100 - 200 Words)
 - Background and Problem (200 - 300 Words)

(Describe the challenges and how the proposed solution addresses the problem presented. Scientific Principles and Technology applicable to the resolution of the problem.)
 - Beneficiaries
 - Proposed Solution to the Problem Presented (300 - 500 words)
 - Methods/Details of the proposed solution including the Cost -Analysis as applicable.
 - Include illustrations, figures, and charts.
 - References: May use any format as long as consistency is observed.
 - Note: for every 1 to 10 excess words from the maximum and/or lacking number of words from the minimum number of words shall be given a deduction of 1 point from the total score per judge.*
- F. The teams shall encode their proposals in word processing software, double-spaced using Bookman Old style font size eleven set in A4 size paper. Margins shall be 1 inch on all sides of the paper. Within 3 hours, the teams shall submit their outputs (electronic copy) to the facilitators.
- G. The proposals shall be subjected to plagiarism and AI-generated check. Any proposal which will exceed 20% AI-generated content and exceed 15% similarity index (uncited) shall be deducted 2 points from the total score for every percent in excess for both areas.
- H. After the 3-hour proposal development, the members of each team will be separately placed in different waiting areas. They will only meet once they are called to present their proposal in the Presentation Room.

41

- I. The submitted proposals shall be evaluated by the judges before the oral presentation.
- J. During the presentation, a timer board shall be shown to the public as well as to the participants.
- K. At the end of one minute, a buzzer shall signal that the time for presentation is up, and the participants shall immediately stop presenting.
- L. After the presentation, a 5-minute question and answer will be asked by the judges for clarifications.
- M. To evaluate the results, each judge shall add the scores. The judge will then ask the RTWG for any deduction point from the entries, after which the entries will be ranked based on their total final scores. The summary of rank results will be consolidated to determine the final ranking. The judges or RTWG will add the ranks of each entry from each judge and get the total rank score. The total rank scores will be set in descending order in which the lowest total rank score will be declared as the winner (Top 1), followed by the team with the next lowest total rank, and so on. In case of ties, the chairman of the Board of Judges with the consent of the other judges shall decide.
- N. An RFOT medal and Certificate of Recognition shall be awarded to each participant as Regional Finalist.
- O. The Top 5 shall be awarded as First, Second, Third, Fourth, and Fifth winners.

EXPECTED PARTICIPANTS / TWG IN STEMazing (FOR TA):

1. Cheyen A. Gimao- Bulan Nhs
2. Mikaela A. Antonio- Bulan Nhs
3. Darrylle Vince R. Gersalia - Bulan Nhs
4. Ermie G. Guan- Bulan Nhs
5. Rey Eugene G. Lee- Bulan Nhs
6. Arian G. Granado- Bulan Nhs
7. Maria Charlene D. Dipad- Bulan Nhs
8. Welimen C. Oseo- Bulan Nhs
9. Jenny T. Balona- Bulan Nhs
10. Kevin H. Ojos- Lajong Nhs
11. Joland L. Dellomas- Sablayan Hs
12. Michael G. Oseo- Talaonga Nhs
13. Acheron M. De Jesus- Sta. Magdalena Nhs
14. Jerry G. Firmanes- CID
15. Michelle H. Guadamor- CID





2025 DIVISION FESTIVAL OF TALENTS

Implementing Guidelines on HistoPop

The categories, component, number of learner-contestants and teacher-coaches, time-allotment per event, and date and time for HistoPop are the following:

Category	Component	No. of Learner-contestants	No. of Teacher-Coach	Time Allotment per event	Date & Time of Contest Event
Elementary					March 24,2025 8:00 a.m.- 5:00 p.m.
Kasaysayan ng Pilipinas Kwiz	Araling Panlipunan	1	1	3 hours	
Secondary					
PopDev Quiz Bee	Araling Panlipunan	1	1	3 hours	
Speak Up! (Impromptu)	Araling Panlipunan	1	1	3 hours	
Total		3	3		

In connection with this activity, the members of the technical working committees will have a coordination meeting on March 18, 2025, 8:00 a.m. to 5:00 p.m. held at Cumadcad National High School, Cumadcad, Sorsogon.

School Divisions are reminded that participants in RFOT-HistoPop should not be contestants in the Press Conference considering that the Festival of Talents and PressCon are back-to-back activities at the national level. This shall also provide opportunities for more students to join varied activities.



HISTOPOP

(A Showcase of Araling Panlipunan Talents)

COMPONENT AREA	ARALING PANLIPUNAN	
KEY STAGE	Key Stage 2 (Grade 6)	
EVENT TITLE	Kasaysayan ng Pilipinas Kwiz	
NO. OF PARTICIPANT/S	One (1) learner-contestant per municipality	
TIME ALLOTMENT	Three (3) Hours	
PERFORMANCE STANDARD (Grade 6 Learning Standard)	Naipamamalas ang patuloy na pag-unawa at pagpapahalaga sa kasaysayan ng Pilipinas mula sa ika-20 siglo hanggang sa kasalukuyan, tungo sa pagbuo ng tiyak na pagkakakilanlan bilang Pilipino at mamamayan ng Pilipinas. Naipamamalas ang malalim na pag-unawa sa kasaysayan ng Pilipinas base sa pagsusuri ng sipi ng mga piling primaryang sangguniang nakasulat, pasalita, awdyo-biswal at kumbinasyon ng mga ito, mula sa iba-ibang panahon, tungo sa pagbuo ng makabansang kaisipan na siyang magsisilbing basehan ng mas malawak na pananaw tungkol sa mundo	
21ST CENTURY SKILL/S	Communication, Creativity, Critical Thinking Skills, Global Citizenship, Technology Literacy	
CREATIVE INDUSTRIES DOMAIN,	Traditional Cultural Expression and Performing Arts	
DESCRIPTION	The quiz shall be based on the concepts of Philippine Geography, History, and Culture from Araling Panlipunan Grade 6.	
TECHNICAL SPECIFICATIONS		
A. MATERIALS, TOOLS AND EQUIPMENT	To be provided by the participants:	To be provided by the event organizers: -markers -white board -timer -LCD projector -sound system -tables and chairs -tally sheets -tabulation sheets -internet connection
B. VENUE	<ul style="list-style-type: none"> 1 spacious classroom with 2 tables, 20 chairs, LCD projector and sound system (functional microphone) 	
CRITERIA FOR JUDGING	Round Easy (8 items) Average (7 items) Difficult (6 items) Total 21 Items	Presentation (point/s per item) 1 (8 points) 2 (14 points) 3 (18 points) 40 points

MECHANICS

Event Rules and Mechanics

- A. The quiz is open to all learners officially enrolled in grade 6.
- B. There shall be one learner-contestant from Grade 6 per municipality.
- C. The test questions shall be based on the Grade 6 Araling Panlipunan learning competencies. References are textbooks/materials provided by DepEd and other Philippine History books. Each slide deck shall include the specific competency and reference.
- D. Filipino shall be used as the official language in the quiz.
- E. Learner-contestants shall be given a total of twenty-one (21) questions, divided into three categories: eight (8) "easy," seven (7) "average," and six (6) "difficult" questions. In the easy and average rounds, questions will be multiple choice. Contestants must select and write only the letter of the correct answer. In the difficult round, contestants will identify the answer. The answer must be complete, and the spelling must be correct.
- F. Points shall be awarded for each correct answer as follows: one (1) point for an "easy" question, two (2) points for an "average" question, and three (3) points for a "difficult" question. In the event of a tie, a clincher question shall be asked until a winner is determined.
- G. Learner-contestants shall have ten (10) seconds to answer "easy" questions, twelve (12) seconds for "average" questions, and fifteen (15) seconds for "difficult" questions.
- H. The quizmaster shall read each question twice. Countdown shall start after the question has been read the second time and the quizmaster says "GO". When the quizmaster says "STOP" or "TIME IS UP", contestants must raise their answers to the audience and the Board of Judges until the proctors have verified or confirmed the answer. Those who are unable to observe the instructions shall not earn a point.
- I. The Chair of the Board of Judges will decide whether or not the instruction is observed.
- J. The learner-contestants are allowed to change their answer within the allotted time.
- K. Division winners shall be proclaimed based on cumulative scoring.
- L. In case of a protest or inquiry during the actual quiz proceedings, the following procedures shall be observed:
 - Only the learner-contestants or the official coaches are allowed to raise a protest or inquiry before the next question is read.

- The protest or inquiry shall be addressed orally to the chair of the Board of Judges who shall recognize the protest or inquiry after validating the proof/evidence presented.
- The chair shall announce the decision upon deliberation with the members of the board of judges.
- The decision of the Board of Judges is final and irrevocable.

COMPONENT AREA	ARALING PANLIPUNAN	
KEY STAGE	Key Stage Three (3): Grades 7 to 10	
EVENT TITLE	PopDev Quiz Bee	
NO. OF PARTICIPANT/S	1 learner-contestant from Key Stage Three 3 (Grades 7-10) per municipality	
TIME ALLOTMENT	3 hours	
PERFORMANCE STANDARD	Ang mag-aaral ay... may pag-unawa sa mga epekto ng mga isyu at hamon na may kaugnayan sa kasarian at lipunan upang maging aktibong tagapagtaguyod ng pagkakapantay-pantay at paggalang sa kapwa bilang kasapi ng pamayanan. AP10-Q3w1-8	
21ST CENTURY SKILL/S	Communication, Creativity and Critical Thinking Skills	
CREATIVE INDUSTRIES DOMAIN,	Traditional Cultural Expression and Performing Arts	
DESCRIPTION	Quiz based on the following Population Education Core Messages/Key Concepts: <ul style="list-style-type: none"> • Family Life and Responsible Parenthood • Gender and Development • Population and Reproductive Health Population, Environment, Resources, and Sustainable Development	
RESOURCE REQUIREMENTS		
C. MATERIALS, TOOLS AND EQUIPMENT	To be provided by the participants: Attire: School Uniform with school ID	To be provided by the event organizers: -markers -white board -timer -LCD projector -sound system -tables and chairs -tally sheets -tabulation sheets -internet connection
D. VENUE	<ul style="list-style-type: none"> • 1 spacious classroom with 2 tables, 20 chairs, LCD projector and sound system (functional microphone) 	
CRITERIA FOR JUDGING	Round	Presentation (point/s per item)

Easy	(8 items)	1	(8 points)
Average	(7 items)	2	(14 points)
Difficult	(6 items)	3	(18 points)
Total =	21 Items		40 points

MECHANICS

A. The formulation of test questions at the local and national levels shall be based on the following Population Education Core Messages/Key Concepts:

- Family Life and Responsible Parenthood;
- Gender and Development;
- Population and Reproductive Health; and
- Population, Environment, Resources, and Sustainable Development.

Review materials can be accessed at cpd.gov.ph, the official website of the Commission of Population and Development (CPD).

B. There shall be one learner-contestant per municipality.

C. The Education Program Supervisor in AP shall prepare the questions for the Pop Quiz. Each answer slide deck must include the specific competency and reference.

D. During the quiz, learner-contestants shall be provided with *whiteboards*, markers, and erasers.

E. Questions shall be constructed using the English language.

F. Learner-contestants shall be given a total of twenty-one (21) questions, divided into three categories: eight (8) "easy," seven (7) "average," and six (6) "difficult" questions. In the easy and average rounds, questions will be multiple choice. Contestants must select and write only the letter of the correct answer. In the difficult round, contestants will identify the answer. The answer must be complete, and the spelling must be correct.

G. Points for every correct answer shall be given as follows:

One (1) point shall be given to the correct answer for each "easy" question, two (2) points for each "average" question, and three (3) points for each "difficult" question.

H. Participants shall be given ten (10) seconds to answer each question. For questions that require computation, participants shall be given a maximum of thirty (30) seconds.

I. The quizmaster shall only read each question twice. Countdown shall start after the question has been read for the second time and the quizmaster says GO. When the quizmaster says "STOP" or "TIME IS UP," participants must raise their answers to the audience and to the Assessing Committee until such time that the Proctors have verified or confirmed the answer. A general reminder shall be given to all. However, if the participant still violates, his /her answer shall not be considered.

J. A participant shall be allowed to change his/her answer within the allotted time.

K. In case of a tie, a clincher question shall be asked.

L. In case of inquiry during the actual quiz proceedings, the following procedures shall be observed:

- Only the participant or the official coach is allowed to raise an inquiry before the next question is read. The inquiry shall be addressed orally to the assessing committee which shall recognize the inquiry.
- The chair shall announce the decision upon deliberation with the members of the committee.
- The decision of the Board of Judges is final and irrevocable.

COMPONENT AREA	ARALING PANLIPUNAN	
KEY STAGE	Key Stage Four (4): Grades 11 to 12	
EVENT TITLE	Speak Up! (Impromptu)	
NO. OF PARTICIPANT/S	1 learner-contestant from Key Stage Four (4) per municipality	
TIME ALLOTMENT	Three (3) minutes per learner contestant	
PERFORMANCE STANDARD	Develop students' awareness of cultural, social, and political dynamics, and sensitivity to cultural diversity; provide them with an understanding of how culture, human agency, society, and politics work; and engage them in examining the country's current human development goals. Students should acquire ideas about human cultures, human agency, society, and politics; recognize cultural relativism and social inclusiveness to overcome prejudices; and develop social and cultural competence to guide their interactions with groups, communities, networks, and institutions.	
21ST CENTURY SKILL/S	Communication, Creativity and Critical Thinking Skills	
CREATIVE INDUSTRIES DOMAIN,	Traditional Cultural Expression and Performing Arts	
DESCRIPTION	The <i>Speak Up</i> is an impromptu speech competition of the Division Festival of Talents (DFOT) designed to showcase their communication, creativity, and critical thinking skills in public speaking on topics of human cultures, human agency, society, and politics; recognize cultural relativism and social inclusiveness to overcome prejudices; and develop social and cultural competence to guide their interactions with groups, communities, networks, and institutions.	
RESOURCE REQUIREMENTS		
E. MATERIALS, TOOLS AND EQUIPMENT	To be provided by the participants:	To be provided by the event organizers: -timer

	ATTIRE: Culturally Inspired Attire	-judging sheets
F. VENUE	<ul style="list-style-type: none"> Hall with 2 tables, 30 chairs, and sound system (functional microphone) and 1 classroom as holding area 	
CRITERIA FOR JUDGING		

MECHANICS	
Exhibit Rubrics	Presentation
Message and Content -Relevance to the specific content in the mechanics. -Bases of arguments -Unity and Coherence are evident. -Powerful and meaningful message.	50 %
Delivery and Performance -Facial expression, hand gestures. -Emphasized the different elements of the performance. -Words are pronounced distinctly and correctly. -Projection of authentic emotion.	30 %
Originality -The piece has a unique central idea and innovative supporting points.	10 %
Over-all Impact -Voice and articulation, dramatic appropriateness, and evidence of understanding are in unison to convey the message effectively and with great impact.	10 %
Total	100%

EVENT RULES AND MECHANICS
A. The <i>Speak Up!</i> (Impromptu) competition is open to all Senior High School learners, both from private and public schools, who are enrolled for the school year 2024-2025.
B. There shall be one learner-contestant per municipality.
C. The competition shall use English as the primary language however, learner-contestants may incorporate Filipino terms or phrases when citing sources, quotations, or emphasizing key ideas to support their claims and arguments.
D. A holding room is provided for contestants. Each contestant will be escorted individually to the contest hall when it's their turn for the impromptu contest.
E. Each learner-contestant shall draw a topic from the box prepared by the Division Technical Working Group (DTWG). The moderator shall read aloud the topic twice.

F. Each learner-contestant shall deliver his/her speech in 2-3 minutes. After three minutes, the timekeeper using a buzzer will signal the learner-contestant to stop.

G. The decision of the judges is final.

Enclosure to Division Memorandum No. _____, s. 2025

**2025 DIVISION FESTIVAL OF TALENTS – HISTOPOP
(A Showcase of Talents in Araling Panlipunan)
March 24, 2025, 8:00 a.m. – 5:00 p.m.
Gubat North Central School
Gubat, Sorsogon**

EXECUTIVE COMMITTEE

Chairman: JOSE L. DONCILLO, CESO V
Schools Division Superintendent

Co-Chairman: CHERYLL V. BERMUDO
OIC-Assistant Schools Division Superintendent

Program Chairmen: GINA Q. TAROG
CID Chief

OWEN N. CASTILLO
EPS-I, Araling Panlipunan

Program Co-Chairmen: EDUARDO A. POLLARCA
Public Schools District Supervisor
Gubat North District

JUVILYN M. RED
Elementary School Principal II
Gubat North Central School

WORKING COMMITTEES

Hall and Contest Room Preparation: Gubat North CS AP Teachers (Grades 3-4)

ICT Equipment and Sounds: Salvador B. Belen Jr and District ICT

Registration/Attendance Sheet: Gubat North CS AP Teachers (Grades 5-6)

POPDEV QUIZ BEE

JUDGES: Arlen Huerto – Chairman
Ross G. Gime
Andrea Kristine G. Estocado

TIMEKEEPER: Rosa C. Ajero

TABULATOR/TALLY SHEET: Anna Liza G. Embile / Joy Q. Alama

PROCTORS: Leny C. Mosquite
Daisy E. Abayan
Rommel D. Estera

QUIZMASTER: Josephine C. Ebuenga

SPEAK UP! (IMPROMPTU SPEECH)

JUDGES: Rina D. Despuig – Chairman
Liny B. Grefal
Salve G. Olazo

EMCEE/CONTEST FACILITATOR: Lorna D. Escalante

TIMEKEEPER/PROCTOR: Joelando A. Cailing / Ma. Teresa M. Averilla

HOLDING AREA IN-CHARGE: Eden S. Grefalda

KASAYSAYAN NG PILIPINAS KWIZ

JUDGES: Eleonora F. Polo - Chairman
Nicky H. Villa
Joselito Evasco

TIMEKEEPER: Gladys Canon

TABULATOR/TALLY SHEET: Celeste A. Carrascal
Elmer Divina

PROCTORS: Cristy L. Peña
Jean Mira
Maricor P. Espenida

QUIZMASTER: Vanessa T. San Diego

Certificates/Medals: Maricor P. Espenida

Consolidation of Contest Results: Eugene Chris Gojar

In-charge of Contest Forms/Attendance Sheet: Joelando A. Cailing/ Eden S. Grefalda

Documentation: Ross G. Gime



2025 NATIONAL FESTIVAL OF TALENTS



Implementing Guidelines on Sining Tanghalan

The categories, components, number of learner-participants and teacher-coaches, and time allotment for Sining Tanghalan per region are provided as follows:

Category	Component	No. of Learner-Participant	No. of Teacher-Coach	Time Allotment
Elementary				
Katutubong Sayaw	Dance	8	2	5 Hours (Half Day)
Pintahusay	Visual Arts	1	1	8 Hours (Whole Day)
Secondary				
Direk Ko, Ganap Mo	Theater	2	1	8 Hours (Whole Day)
Bayle Sa Kalye at Eksibisyon	Dance	14	2	8 Hours (Whole Day)
Sineliksik	Media Arts	3	1	12 Hours (1.5 Days)
Likhawitan	Music	2	1	8 Hours (Whole Day)
Total		30	8	



SINING TANGHALAN

(A Celebration of Talents and Skills Through Performances and Showcases
in Various Art Disciplines)



COMPONENT AREA	DANCE
KEY STAGE	Key Stages Three (3) and Four (4)
EVENT TITLE	BAYLE SA KALYE AT EKSIBISYON
NO. OF PARTICIPANT/S	14 learners + 2 teacher-coaches
TIME ALLOTMENT	A. BAYLE SA KALYE = Grand dance parade B. BAYLE EKSIBISYON = Five (5) minutes performance with 1-minute entrance and 1-minute exit
PERFORMANCE STANDARD	<p>SPA 7- FOLK DANCE & BALLET STRAND <i>Performance Standards</i></p> <ul style="list-style-type: none"> • exhibits skills in the different dance forms/genres. • performs basic dance movement combinations (<i>locomotor and non-locomotor</i>) in relation to space. • creates basic movement combinations using the elements of dance in accordance with the movement framework of Rudolph Laban • creates movement combinations inspired by the local cultural experiences and/or a regional dance. <p>SPA 8 - FOLK DANCE STRAND</p> <ul style="list-style-type: none"> • performs skillfully selected local/regional/national dances from Luzon, Visayas, and Mindanao, based on dance literature. • showcases and skillfully performs selected local and national dances. <p>SPA 8 - BALLET STRAND</p> <ul style="list-style-type: none"> • performs correctly some ballet steps and movements using the principles of classical ballet. • performs contemporary dance movements using the Cunningham technique. • showcases and skillfully performs selected classical/contemporary dances. <p>SPA 9 - DANCE - FOLK DANCE STRAND</p> <ul style="list-style-type: none"> • performs at least three (3) dances from different countries. • executes the different ballroom/ dancesport movements with precision. • interprets at least one (1) Philippine or foreign dance literature. • conducts documentation of selected local dances through videos and other multimedia facilities. <p>SPA 9- DANCE - BALLET STRAND</p> <ul style="list-style-type: none"> • performs choreographed ballet movement phrases.

	<ul style="list-style-type: none"> creates dance pieces utilizing the modern dance technique. creates a collaborative ballet dance composition according to a "thematic concept." <p>SPA 10- DANCE – FOLK DANCE & BALLET STRAND</p> <ul style="list-style-type: none"> prepares a design for mounting a dance production. creates a plan for the ballet and folk dance production. organizes appropriate production rehearsal for the dance production. develops an understanding of quality dance production. <p>PE 4-10 (Quarters 3 & 4)</p> <ul style="list-style-type: none"> Executes the skills involved in the dance. <p>SHS ARTS & DESIGN (DANCE)</p>		
21ST CENTURY SKILL/S	<ol style="list-style-type: none"> critical thinking; creativity; collaboration; communication; character education (discipline); citizenship; and cultural literacy 		
CREATIVE INDUSTRIES DOMAIN	<ol style="list-style-type: none"> Performing Arts Traditional Cultural Expressions 		
DESCRIPTION	<p>Bayle sa Kalye at Eksibisyon is an NFOT event category of Sining Tanghalan that allows learner-participants to present a fusion of dances inspired by the culture of the region.</p>		
TECHNICAL SPECIFICATIONS			
A. MATERIALS, TOOLS AND EQUIPMENT	<p>To be provided by the participants:</p> <ul style="list-style-type: none"> Costume Props Music for Dance Exhibition 	<p>To be provided by the event organizers:</p> <ul style="list-style-type: none"> Music for Grand Dance Parade 6 pcs Two-way radio Sound System for Showcase Audio speakers installed in strategic areas along the dance parade LED Wall during the showcase Tables and chairs for experts and TWG Extension cords for the TWG table Stopwatch Signboards 	
B. VENUE	<ol style="list-style-type: none"> One (1) fully air-conditioned/well-ventilated hall that can accommodate dancers and coaches as a holding area. One (1) fully air-conditioned/well-ventilated hall that can accommodate audience of 3000 pax (for NFOT Opening Program and Bayle Eksibisyon event) Dance Parade Route (maximum of 500 meters distance) 		
CRITERIA FOR JUDGING	Criteria	Percentage for Dance Parade	Percentage for Dance Showcase
	Choreography	35%	20%



	(Creativity/ Composition/ Originality/ Style)		
	Performance (Skills and Technique, Timing and Coordination, Showmanship and Mastery)	40%	50%
	Production Design (costume/ props) and Music	15%	10%
	Theme/Concept	10%	20%
	Total	100%	100%

MECHANICS

- A. A. The “Bayle” is a dance parade and showcase presenting a fusion of dances inspired by the culture of the region. The concept or theme for performance, costume, and props must be reflective and relevant to their region but not limited to the festivals.
- B. The “Bayle” shall have two (2) separate categories:
 - a. Grand Dance Parade - It is the choreographed parade routine performed by each group as they enter the festival venue. Official music for the parade shall be provided by the National Technical Working Group.
 - b. Dance Exhibition - It is the full presentation of the group’s choreographed dance performance. Music (mp3) for exhibition shall be prepared by each region. This copy shall be submitted during the Solidarity Meeting.
- C. Only one (1) entry per region is allowed. The region shall combine the results of the dance parade and dance showcase to determine the regional entry to the national level.
- D. Fourteen (14) dancers and 2 teacher-coaches per region shall be allowed.
- E. The group may use any music of their choice during the dance showcase, but the dance routines should be purely transformational in nature which is characterized by the use of dance steps and movements which could be a fusion of two or more dance forms such as classical ballet, contemporary/modern dance, jazz, hip-hop, folk dance, neo-ethnic, and other genres.
- F. The following are **strictly prohibited**:
 - a. tossing of dancers
 - b. lifting of dancers
 - c. use of flammable materials (fireworks/pyrotechnics)
 - d. live animals as part of the performance
 - e. props that do not fit inside a 160L storage box or beyond the following dimensions: L:69cm x W:51.5cm x H:42cm or L:29in x W:22in x H:19.5in.
 - f. provision for pre-set stage
- G. Participants are encouraged to use costumes and props that may represent their culture. (Costume changes/transitions and props that extend/fold/detach/expand but can fit to the prescribed storage dimensions are allowed)
- H. Sound system shall be provided by the host division/region along the parade route and in the exhibition area.
- I. In the event of inclement weather, the grand dance parade shall be performed inside the covered venue.





SINING TANGHALAN

(A Celebration of Talents and Skills Through Performances and Showcases in Various Art Disciplines)



COMPONENT AREA	THEATER	
KEY STAGE	Key Stage Three (3): Grades 7 to 10 Key Stage Four (4): Grades 11 to 12	
EVENT TITLE	Direk Ko, Ganap Mo	
NO. OF PARTICIPANT/S	2 learner-participants either from Key Stage Three (3) or Four (4); 1 teacher-coach	
TIME ALLOTMENT	1 day	
PERFORMANCE STANDARD	<ol style="list-style-type: none"> 1. The learner performs creative pieces using body movements and vocal improvisations in the integrated arts process that exhibit understanding of the different elements of artistic expressions and principles of organization. 2. The learner performs tasks and activities in the pre-production phase based on the criteria set. 	
21ST CENTURY SKILL/S	<ol style="list-style-type: none"> 1. critical thinking; 2. creativity; 3. collaboration; 4. communication; 5. character education (discipline); 6. citizenship; and 7. cultural literacy 	
CREATIVE INDUSTRIES DOMAIN	Performing Arts and Creative Services	
DESCRIPTION	The Direk Ko, Ganap Mo is an NFOT event category of Sining Tanghalan relevant to acting showcase that allows learner-participants to follow the direction and instructions given by a theater director in relation to the script and scene provided.	
TECHNICAL SPECIFICATIONS		
A. MATERIALS, TOOLS AND EQUIPMENT	To be provided by the participants: -	To be provided by the event organizers: <ul style="list-style-type: none"> - Copy of the script - NFOT shirt for learner-participant - 1 ream A4 size bond paper - 10 pcs long folders - Pencils - Black Ballpens - One (1) HD video camera - Memory card for video camera



		<ul style="list-style-type: none"> - One (1) unit TV Monitor - Cable connectors for camera to TV monitor for holding area - Portable sound system - 2 wireless microphones 										
B. VENUE	1. Two (2) fully air-conditioned/well-ventilated rooms that can accommodate 50 pax (1 for holding area; 1 for event proper)											
CRITERIA FOR JUDGING	<table border="1" style="width: 100%; border-collapse: collapse;"> <thead> <tr> <th style="width: 70%;">Criteria</th> <th style="width: 30%;">Percentage</th> </tr> </thead> <tbody> <tr> <td>Interpretation of the whole script</td> <td style="text-align: center;">25%</td> </tr> <tr> <td>Acting technique</td> <td style="text-align: center;">40%</td> </tr> <tr> <td>Delivery (voice, clarity, projection etc.)</td> <td style="text-align: center;">35%</td> </tr> <tr> <td>Total</td> <td style="text-align: center;">100%</td> </tr> </tbody> </table>		Criteria	Percentage	Interpretation of the whole script	25%	Acting technique	40%	Delivery (voice, clarity, projection etc.)	35%	Total	100%
	Criteria	Percentage										
	Interpretation of the whole script	25%										
	Acting technique	40%										
	Delivery (voice, clarity, projection etc.)	35%										
Total	100%											

MECHANICS

- A. "Direk Ko, Ganap Mo" is an on-the-spot acting competition.
- B. Each region shall be represented by two (2) learner-participants and one (1) teacher-coach.
- C. Participants must not be previously declared winners in any international acting competition.
- D. Participants must not have prior professional acting experience with established theater companies or talent agencies such as, but not limited to, Philippine Educational Theater Association (PETA), Repertory Philippines, Tanghalang Pilipino, ABS-CBN Talent Center, etc.
- E. Participants shall use the copy of the 2024 Sulatanghal winning script.
- F. During the event, theater directors/ event judges shall give instructions to participants as to how they want the script performed.
- G. Performance shall be done in a closed room with only the event judges and organizers. A video camera shall record all proceedings inside the room and transmit the live feed to a TV monitor for viewing in the holding area.
- H. Other participants waiting for their turn to perform shall be contained in a holding room together with other coaches.
- I. Participants must come on time; thus, late participants shall no longer be entertained.






SINING TANGHALAN

(A Celebration of Talents and Skills Through Performances and Showcases in Various Art Disciplines)



COMPONENT AREA	MUSIC	
KEY STAGE	Key Stage Three (3): Grades 7 to 10; Key Stage Four (4): Grades 11 to 12	
EVENT TITLE	Likhawitan	
NO. OF PARTICIPANT/S	2 learner-participants either from Key Stage Three (3) or Four (4) per region	
TIME ALLOTMENT	4 hours for songwriting (A.M.) 3 to 5 minutes performance per group (P.M.)	
PERFORMANCE STANDARD	The learner creates a musical work using media and technology, performs music in solo and with accompaniment, and demonstrates musical skills in voice and/or instrument-playing.	
21ST CENTURY SKILL/S	<ol style="list-style-type: none"> 1. critical thinking; 2. creativity; 3. collaboration; 4. communication; 5. character education (discipline); 6. citizenship; and 7. cultural literacy 	
CREATIVE INDUSTRIES DOMAIN	Audiovisual Media Performing Arts Creative Services	
DESCRIPTION	Likhawitan is an NFOT event category of Sining Tanghalan that allows learner-participants to showcase their talents in an on-the-spot event on songwriting, singing, and playing musical instruments.	
TECHNICAL SPECIFICATIONS		
A. MATERIALS, TOOLS AND EQUIPMENT	To be provided by the participants: <ul style="list-style-type: none"> - Musical instruments - copy of lyrics 	To be provided by the event organizers: <ul style="list-style-type: none"> - NFOT shirt for learner-participant - 1 ream A4 size bond paper - One (1) Printer with scanner - One (1) Laptop - 10 pcs long folders - 20 pcs Pencils - 15 pcs Black Ballpens - sound system - amplifiers for music instruments - 2 wireless microphones



		- 2 mic stands
B. VENUE	<p>One (1) fully air-conditioned/well-ventilated rooms that can accommodate 100 pax for event proper;</p> <p>One (1) well-ventilated room as holding area of performers and coaches</p>	
CRITERIA FOR JUDGING	Criteria	Percentage
	Song Writing	
	Lyrics (Relevance to the theme)	25%
	Music (Arrangement and melody)	25%
	Originality (Authenticity of the piece)	15%
	Performance	
	Vocal quality	15%
	Accompaniment	15%
	Showmanship (Stage presence interpretation)	5%
Total	100%	

MECHANICS
<p>A. There shall be one (1) entry per region composed of two (2) learner-participants from either Key Stage Three (3) and/or Four (4) and accompanied by 1 coach.</p> <p>B. Participants shall showcase their musical skills including composition writing, singing, and playing musical accompaniment.</p> <p>C. Participants should have not previously joined any professional group or performed/won in any international songwriting competition.</p> <p>D. Participants should have not previously published works in any professional recording company.</p> <p>E. Songs can be in English, Filipino or local language. Should the song be written in a local language, an English or Filipino translation of the lyrics shall be provided to the judges.</p> <p>F. Song composition may be interpreted in solo or duet with music accompaniment.</p> <p>G. The lyrics should be relevant to the given theme and/or depict local culture and heritage.</p> <p>H. Participants may choose any type of music genre (ballad, rock, etc.) for the composition.</p> <p>I. Each participant shall be given 4 hours to compose the song based on the theme which shall be provided during the event orientation.</p> <p>J. A live accompaniment must be played during the performance. Participants shall bring their preferred musical accompaniment like guitar, ukulele, piano/keyboard, rhythm instruments, etc.</p> <p>K. The handwritten composition with the lyrics and chords shall be submitted to the event administrator prior the performance for reproduction and judging purposes.</p> <p>L. Participants may use a copy of their composition during performance.</p> <p>J. Participants shall wear the NFOT shirt during the competition.</p>





SINING TANGHALAN

(A Celebration of Talents and Skills Through Performances and Showcases
in Various Art Disciplines)



COMPONENT AREA	MEDIA ARTS
KEY STAGE	Key Stage Three (3): Grades 7 to 10; Key Stage Four (4): Grades 11 to 12
EVENT TITLE	Sineliksik
NO. OF PARTICIPANT/S	3 learner-participants either from Key Stage Three (3) or Four (4) per region; and 1 teacher-coach
TIME ALLOTMENT	<ul style="list-style-type: none"> • Four (4) hours for shooting • Four (4) hours for editing • Showcase (the next day)
PERFORMANCE STANDARD	<p>The learner:</p> <p>MAPEH Grade 7 produces creative works about contemporary and emerging popular music and arts of the Philippines and selected Southeast Asian countries using relevant concepts, processes, techniques, and/or practices</p> <p>MAPEH Grade 8 integrates relevant concepts, techniques, processes, and/or practices of emerging and contemporary Asian popular music and arts in the production of one's creative work.</p> <p>MAPEH Grade 9 produces creative works about emerging popular music and arts of the world and their cultural influences using available technologybased mediums or indigenized materials in relation to Filipino culture and identity.</p> <p>MAPEH Grade 10 utilizes digital/available technologies in a collaborative creative work</p> <p>SPA MEDIA ARTS</p> <p>SHS ARTS AND DESIGN TRACK</p>
21ST CENTURY SKILL/S	<ol style="list-style-type: none"> 1. critical thinking; 2. creativity; 3. collaboration; 4. communication; 5. character education (discipline); 6. citizenship; and 7. cultural literacy
CREATIVE INDUSTRIES DOMAIN	Audiovisual Media Creative Services

DESCRIPTION	Sineliksik is an NFOT event category of Sining Tanghalan that allows learner-participants to produce and showcase a short film.	
TECHNICAL SPECIFICATIONS		
A. MATERIALS, TOOLS AND EQUIPMENT	<p>To be provided by the participants:</p> <ul style="list-style-type: none"> - laptop/s or computers with video editing software - digital cameras or video cameras with computer cable for file transfer - camera tripod - extension cord/s - other tools and equipment for video editing 	<p>To be provided by the event organizers:</p> <ul style="list-style-type: none"> - NFOT shirt for learner-participant - 1 ream A4 size bond paper - One (1) Laptop - 2 USB Flash Drive for saving final videos - 10 pcs long folders - Pencils - Black Ballpens - Stopwatch - Actor's Consent Form - One (1) LED screens for the public viewing of the finished short films; - chairs for judges and audience - Judge's Table
C. VENUE	<ol style="list-style-type: none"> 1. Filming location in a safe public space such as tourist attraction, city square, market, festival, or any other crowded location. 2. Fully air-conditioned computer laboratory that can accommodate 70 participants during the film editing; 3. Fully air-conditioned hall with LED wall that can accommodate 1000 pax during the public viewing. 	
CRITERIA FOR JUDGING	Criteria	Percentage
	Storyline, narrative flow: overall cohesive storytelling, unified look and feel, clear narrative focus and direction of storyline.	40%
	Cinematic Technique and Creativity: controlled camera work, clear quality of sound, attention to composition and framing. Creativity: originality or uniqueness of take, slant, or topic; freshness of technique or treatment.	25%
	Insight/Relevance to the theme: ability for the whole film to look into and discuss the theme/subject matter. Suitability of the narrative or storytelling to the audience appeal.	25%
	Quality: flawlessness of editing, clarity of sound, readability of text, focus of shots	10%
Total	100%	



MECHANICS

- A. **Sineliksik** is a short film competition.
- B. Each region will showcase one (1) entry.
- C. Three learner-participants per region are allowed. They may be accompanied by one (1) teacher-coach provided that they should not assist the participants in the development, conceptualization, production, and/or editing of the video.
- D. Participants are required to bring their own laptop/s or computers with video editing software, digital cameras or video cameras with computer cable for uploading, tripod, extension cords and other paraphernalia related to video shooting and editing. **Use of drones is not allowed.**
- E. Films must:
 - be cut and edited according to the creative direction of the team;
 - use music, live sound, and/or narration; music must be **original or royalty-free**; and
 - only use primary footages taken/captured during the actual conduct of NFOT and music used must be acknowledged accordingly in the end credits.
- F. The films may:
 - incorporate color correction and visual effects; and
 - use b-roll or establish footage taken outside the competition period but these must be taken/produced during the NFOT days and from the designated location/s (e.g. traffic shots, time lapses, sunrise/sunset scenes.)
- G. The finished output must be:
 - 4-5 minutes in duration not including opening/closing credits
 - a maximum of 30 seconds (0.5 minutes) for opening credits
 - a maximum of 60 seconds (1 minute) for closing credits
 - total output duration must not exceed 6 minutes and 30 seconds (390 seconds)
- H. Submitted entries must not include any indication such as name of the school, division, region, or other identifying marks. Only the film's title may be used to identify the project. Teams are allowed to produce a version with complete titles and credits for their personal consumption, but this copy should not be submitted to the showcase.
- I. Entries should be saved in a flash drive encoded in MP4, M4A, WMV, AVI or MOV format submitted on the event date before the specified deadline.
- J. Medium of communication should be in Filipino and/or English. However, subtitles may be used **ONLY** for films in local languages. Videos should be an original work of the learner-participants and shall not infringe any copyrights or any rights of any third party.
- K. Images shown and presented in the film must be taken during the 2025 NFOT. If the output requires pre-existing stock or news footage, these may be used to a maximum of 20% of the film and must:
 - be royalty-free, in the public domain, or under a Creative Commons license for attribution (BY) and non-commercial use (NC);
 - be obtained from a recognized news or information agency (e.g. CNN, GMA, News, etc.); and
 - properly cite artists and works in the closing credits (Artist Title, website/ source).
- L. Films are encouraged to use music or sound elements taken or produced during the 2025 NFOT. Films are also allowed to use non-original music and sounds provided that:



- The works are available for use royalty-free, in the public domain, or under a Creative Commons license for attribution (BY) and non-commercial use (NC) and these are obtained from recognized royalty-free or Creative Commons sources (e.g. SoundCloud, Jamendo, WikiMedia); and
 - The artists and works are properly cited in the closing credits (Artist, Title, website/ source).
- M. Participants may use to choose any style (e.g. observational, participative, or reflexive) or utilize various tools to deliver content (e.g. narration, on-camera, music, dramatization/s, etc.) but it must be noted that the emphasis of the showcase is on visual storytelling rather than narrative or textual stories.
- N. Participants shall be briefed on the rules and parameters of the showcase. They shall be given access to the same general film location and a space for post-production.
- O. NTWG shall prepare a theme for the draw lots to be used in the actual competition during the orientation.
- P. The official showcase time shall begin and end at a time allotted by the NTWG. All participants shall start from a location designated by the NTWG. Films must be submitted to the marshals at the assigned date and time.
- Q. An additional three (3) actors with written consent (learners/spectators in the location) may be requested to take part in the film.
- R. Roles of Teacher-Coaches:
- They are responsible for managing the participants, keeping them focused and on-track, maintaining team dynamics, and ensuring completion and adherence to the rules;
 - They may secure and manage production equipment but are not allowed to set up or configure equipment such as cameras, tripods, or editing systems; and
 - They should not interfere, influence, or be involved in the creative and technical development of the film during the shooting and editing.
 - Teacher-coaches are not allowed to edit, do camera or sound work, or similar involvement in the production process.





SINING TANGHALAN

(A Celebration of Talents and Skills Through Performances and Showcases in Various Art Disciplines)



COMPONENT AREA	DANCE	
KEY STAGE	Key Stage Two (2): Grades 4 to 6	
EVENT TITLE	Katutubong Sayaw	
NO. OF PARTICIPANT/S	8 learner-participants; and 2 teacher-coaches	
TIME ALLOTMENT	Maximum of five (5) minutes <ul style="list-style-type: none"> In dances where the literature does not specify the entrance/ exit, the trainer may arrange one, however both must not exceed sixteen measures. 	
PERFORMANCE STANDARD	<p>PE 4 (Q3 & Q4): The learners participate in rhythmic activities and dances promoting community wellness for active and healthy living.</p> <p>PE 5-6 (Q3 & Q4): The learner participates and assesses performance in physical activities.</p> <p>Music and Arts 4 (Q4): The learner produces a creative work based on performing and visual arts in their province.</p> <p>Music and Arts 6 (Q4): The learner integrate their understanding of their Filipino identity informed by history, culture, and nationhood in a creative work using contemporary concepts, processes, practices, and technology in Music and Arts.</p>	
21ST CENTURY SKILL/S	1. critical thinking; 2. creativity; 3. collaboration; 4. communication; 5. character education (discipline); 6. citizenship; and 7. cultural literacy	
CREATIVE INDUSTRIES DOMAIN	Performing Arts, Traditional Cultural Expressions	
DESCRIPTION	Katutubong Sayaw is an NFOT event category of Sining Tanghalan that allows learner-participants to showcase published dances from the rural communities/from the countryside and occupational in nature.	
TECHNICAL SPECIFICATIONS		
B. MATERIALS, TOOLS AND EQUIPMENT	To be provided by the participants: <ul style="list-style-type: none"> Costumes Props (if any) 	To be provided by the event organizers: <ul style="list-style-type: none"> 1 ream A4 size bond paper One (1) Laptop 1 USB Flash Drive for saving music

	- Canned music for dance	- 5 pcs long folders - Pencils - Black Ballpens - Stopwatch - Sound System - One (1) LED Screens during exhibition - Tables and chairs for judges and TWG - Stopwatch
D. VENUE	- One (1) fully air-conditioned hall that can accommodate at least 300 pax - One (1) big room adjacent to the contest hall that can accommodate 120 pax to be used as holding area for the performers.	
CRITERIA FOR JUDGING	Criteria	Percentage
	Performance (Showmanship)	40%
	Interpretation of Dance Literature	25%
	Staging (Spacing, Formations, Execution)	25%
	Appropriate Costume and Props	10 %
	Total	100%
MECHANICS		
A. The objective of this showcase is to promote appreciation and understanding for folk dances of the region. It aims to raise the awareness of the people on culture and the arts through folk dance performances. B. Only one (1) entry per region is allowed. C. Eight (8) performers and one (2) teacher-coaches shall be allowed per region. D. The dance literature is a rural folk dance highlighting occupational activity. E. The dance may be from any of the following published Philippine folk dance books: <ul style="list-style-type: none"> • Philippine Folk Dances, Volumes 1-6 by Francisca Reyes Aquino • Philippine National Dances by Francis Reyes Aquino • Visayan Folk Dances, Volumes 1-3 by Libertad Fajardo • Pangasinan Folk Dances by Jovita Sison Friese • Samar Folk Dances by Juan C. Miel • Handumanan by Jose Balcena • Philippine Folk Dances and Songs by the Bureau of Public Schools, 1965 • Sayaw: Dances of the Philippine Islands, Volume 1-9 by the Philippine Folk Dance Society • Classic Collection of the Philippine Folk Dances by the Philippine Folk Dance Society Volumes 1-11 • And other published Philippine Folk Dance books F. The dance must be accompanied by canned music prescribed by the book. Live accompaniment is not allowed. G. Medley (combination) of different dances is not allowed. H. In dances where the literature does not specify or describe the entrance/ exit, the trainer must arrange one, however, both must not exceed 16 measures. I. Each group must submit 3 copies of the dance literature in long folder labeled with their contestant number before the start of the event.		



<p>white), easels and canvas (24x36 inches) will be provided by the RTWG/NTWG.</p> <p>G. Participants are not allowed to bring pictures or images as references to their entries.</p> <p>H. The subject of the painting shall be focused on outdoor SIGNIFICANT OR HISTORICAL PLACES.</p> <p>I. Participants must come on time. However, late participants shall still be accommodated but time shall not be extended.</p>		
RESOURCE REQUIREMENTS		
	Participants	Host Division / Region
A. Supplies and Materials	<ul style="list-style-type: none"> - Paint brushes - Pencils - Erasers - Rulers - Other relevant painting materials (mixing palette, etc.) 	<ul style="list-style-type: none"> - Typewriting - Twenty (20) pcs pencils - Twenty (20) long-sized folders
B. Tools and Equipment		<ul style="list-style-type: none"> - Seventeen (17) pcs canvass (24x36 inches) with primer and frame - Seventeen (17) pcs painting easels. - 17 sets of Acrylic Paints (1 set per participant) <ul style="list-style-type: none"> o Blue (1 pint) o Red (1 pint) o Yellow (1 pint) o Black (1 pint) o White (1 quart) - Tables and chairs for the judges and contestants - Newspapers and rags - Stopwatch
C. Room/ Hall Specification		<ul style="list-style-type: none"> - Any open space conducive and safe for the orientation before the start of the painting event. - Preferably one (1) air-conditioned room for the art display/exhibit for the entire duration of the festival.





SINING TANGHALAN

(A Showcase of Talents and Skills in Arts Areas and Performances)

COMPONENT AREA	VISUAL ARTS												
KEY STAGE	Key Stage Two (2)												
EVENT TITLE	PINTAHUSAY												
NO. OF PARTICIPANT/S	1 learner-participant and 1 coach												
TIME ALLOTMENT	8 hours												
PERFORMANCE STANDARDS	The learner: <ul style="list-style-type: none"> - produces a creative work based on the performing and visual arts in their province. - draws/paints significant or important historical places. 												
21ST CENTURY SKILL/S	<ul style="list-style-type: none"> • Critical Thinking Skills • Creativity and Innovation • Flexibility and Adaptability • Initiative and Self-Direction 												
CREATIVE INDUSTRIES DOMAIN	Visual Arts												
DESCRIPTION	On-the-Spot Painting is an NFOT event category of Sining Tanghalan where learners can display their creative interpretation of a given theme through visual representation using acrylic paint on canvas as medium.												
CRITERIA FOR PRESENTATION (DFOT/RFOT)	<table border="1"> <thead> <tr> <th>Criteria</th> <th>Percentage</th> </tr> </thead> <tbody> <tr> <td>Artistic Merit (Elements and Principles of Art)</td> <td>30%</td> </tr> <tr> <td>Interpretation of the theme (Relevance)</td> <td>30%</td> </tr> <tr> <td>Difficulty (Technique)</td> <td>20%</td> </tr> <tr> <td>Overall impression of the art (Artwork on its own as a complete and outstanding work of art)</td> <td>20%</td> </tr> <tr> <td>Total</td> <td>100%</td> </tr> </tbody> </table>	Criteria	Percentage	Artistic Merit (Elements and Principles of Art)	30%	Interpretation of the theme (Relevance)	30%	Difficulty (Technique)	20%	Overall impression of the art (Artwork on its own as a complete and outstanding work of art)	20%	Total	100%
Criteria	Percentage												
Artistic Merit (Elements and Principles of Art)	30%												
Interpretation of the theme (Relevance)	30%												
Difficulty (Technique)	20%												
Overall impression of the art (Artwork on its own as a complete and outstanding work of art)	20%												
Total	100%												

EVENT RULES AND MECHANICS

- A. Pintahusay is an on-the-spot painting event.
- B. One (1) learner-participant per region from Key Stage Two (2) is allowed.
- C. Learner-participants are given 8 hours to finish their output.
- D. Participants may be accompanied by one (1) teacher-coach. However, teacher-coaches are only allowed to assist them during the setting up of materials during the event.
- E. The participants should execute one solid composition or concept (poster concept is not allowed)
- F. Participants must bring their own paintbrushes, sponges, and paint cleaning materials (newspaper, washcloth, etc.) while acrylic paint in primary colors (red, blue, yellow) and neutral colors (black and

RUBRIC FOR ASSESSMENT OF ENTRIES IN PINTAHUSAY					
Category	5	4	3	2	1
Artistic Merit	Demonstrates a mastery of skill and a clear understanding and application of specific medium qualities. The output is pleasing and complete	Demonstrates skill and some understanding of specific medium qualities. The output is pleasing and partially complete	Demonstrates partial skill and understanding of specific medium qualities. The output is neat and partially complete	Demonstrates limited skill and understanding of specific medium qualities. The output is fairly neat and partially complete	Demonstrates limited skill and understanding of specific medium qualities. The output is fairly neat and not complete
Interpretation of the Theme	Design shows unique and creative interpretation of the task and ability to think with extreme attention to details.	Design shows clear understanding of task and ability to think with more effort and with attention to details.	Design shows some creativity and adequate interpretation of task and displays some details.	Design shows creativity with limited evidence of original thought	Design shows limited evidence of original thought and the work appears unfinished.
Difficulty	Shows and effectively utilizes knowledge of the elements and principles of design and effectively filled the entire space.	Shows knowledge by combining all elements and principles of design and filled the entire space.	Shows knowledge by combining 3 to 4 elements and filled the entire space.	Shows some elements and principles and filled the entire space.	Shows limited evidence of elements and principles and partly filled the space.
Overall Impression of the Art	Extraordinary organization of art elements, content and execution in the artwork.	The organization of art elements, content and execution are addressed in the artwork.	The organization of art elements, content and execution are partly addressed in the artwork.	The organization of art elements, content and execution with some notable information in the artwork.	The organization of art elements, content and execution has limited information in the artwork



Enclosure No. ___ to DepEd Memorandum No. ___, 2025

Prepared by:

RODOLFO B. LIGAWAD, JR.
Education Program Supervisor
Region I

DENIS M. AGBAYANI
Education Program Supervisor
Region II

DHARYL C. BUCAD
Education Program Supervisor
Region III – SDO City of San Fernando

LOWIESITO O. ERNI
Education Program Supervisor
Region IV-A

ANNABELLE M. MARMOL
Education Program Supervisor
Region IV-B

MARIA AYRIN B. ADRIANO
Education Program Supervisor
Region V

ATHEA L. VILLARANDA
Education Program Supervisor
Region VI

JUVELYN P. OTERO
Education Program Supervisor
Region VII

NOVA P. JORGE
Education Program Supervisor
Region VIII

MELINDA L. TANGALIN
Education Program Supervisor
Region IX – SDO Zamboanga Del Sur



Enclosure No. __ to DepEd Memorandum No. __s, 2025

BIENVENIDO U. TAGOLIMOT, JR.
Education Program Supervisor
Region X

MARIA ISABEL R. CUNANAN
Education Program Supervisor
Region XII

KARIM L. ULAMA
Regional Coordinator
BARMM

MARITA D. AQUINO
Education Program Supervisor
NCR

EDGAR D. VICENTE
Education Program Supervisor
CAR

ELNIE ANTHONY P. BARCENA
Education Program Supervisor
CARAGA – SDO Surigao Del Sur

CHRISTINE N. GRAZA-MAGBOO
Supervising Education Program Specialist
BLD-SID





Republic of the Philippines
Department of Education
Region V
SCHOOLS DIVISION OF SORSOGON

Enclosure to Division Memo No. 70 s. 2025

2025 DIVISION SINING TANGHALAN COMPETITION
(A Celebration of Talents and Skills Through Performance and Showcases
in Various Art Disciplines)
March 24-25, 2025 @ Gubat South Central School

EXECUTIVE COMMITTEE

JOSE L. DONCILLO, CESO V

Schools Division Superintendent

CHERYLL V. BERMUDO, CESE

Asst. Schools Division Superintendent

GINA Q. TAROG

CID Chief

PROJECT DEVELOPMENT TEAM

Chairman: **REMUS H. ZUNIGA**

EPS, MAPEH

Co-Chairman: **JOSELITO ESTILLER**

ESP-I, Gubat South Central School

Members: **JANET E. ENCINARES**

MT-I, Gallanosa National High School

CATHY JOY L. LOZANO

T-III, Pilar NCHS



Balogo Sports Complex, Balogo, Sorsogon City, Sorsogon 4700

Landline: (056) 211-6461

Email: sorsogon@deped.gov.ph

Website: depedsorsogon.com.ph



Republic of the Philippines
Department of Education
 Region V
SCHOOLS DIVISION OF SORSOGON

Enclosure to Division Memo No. 70 s. 2025

DIVISION TECHNICAL WORKING GROUP

Certificates/Program and Invitation/Documentation Committee		Publicity and Technical Staff/Evaluation Committee
Joshua G. Vargas	Chairperson	Cecilia B. Gabito
Harmel Rose V. Agnote	Co-Chairperson	Marisol P. Ricacho
John Carlo Espenida	Member	Eva R. Escandor
Accomplishment Report/Tabulation/Registration Committee		Results/Awards Committee
Cathy Joy L. Lozano	Chairperson	Eva R. Escandor
Janet E. Encinares	Co-chairperson	Christine F. Furio
Christine F. Furio	Member	Joel Delumen
Registration/Supply & Materials and Food Committee		Projector/Music/Powerpoint Presentations (Lupang Hinirang/Nationalistic Songs/Prayer)
Myla E. Antonio	Chairperson	Argie B. Galicia
Rymar Rapi	Co-Chairperson	Albert E. Estrellado
Geraldine Estopase	Member	Frederick G. Hagos
Venue/Accommodation/Hall Preparation/Room Assignments/Utility Aides/Tables/Chairs/Beach Umbrellas/Tents/Sound System/Covered Court/Printers/Laptops/TV		Opening & Closing Program
Joselito Esteller	Chairperson	Janet E. Encinares
Imelda F. Escandor	Co-Chairperson	Eric P. Gelilio
Ariane M. Pasion/Sheryl Romasanta	Member	Romer B. Santiago
Katutubong Sayaw In-Charge of the Venue/Room Assignment/Covered Court Iris Estonanto		Direk Ko, Ganap Mo In-Charge of the Venue/Room Assignment/Hall Marites E. Estrellado
Bayle sa Kalye In-Charge of the Venue/Room Assignment/Covered Court Rizza F. Ermino		Pintahusay In-Charge of the Venue/Room Assignment Mary Grace E. Encinares



Balogo Sports Complex, Balogo, Sorsogon City, Sorsogon 4700
 Landline: (056) 211-6461
 Email: sorsogon@deped.gov.ph
 Website: depedsorsogon.com.ph



Republic of the Philippines
Department of Education
Region V
SCHOOLS DIVISION OF SORSOGON

Sineliksik In-Charge of the Venue/Room Assignment Imelda F. Fajardo		Likhawitan In-Charge of the Venue/Room Assignment Lea E. Buergo
Emcee Bobby M. Lleno Jr. (Opening Program) Ronald G. Estrabela (Closing Program)		Health 2 School Nurses c/o Dr. Belardo G. Hadap Jr.

CONTEST FACILITATORS

Direk Ko, Ganap Mo		Katutubong Sayaw
Mediatrice M. Molleda	Chairperson	Heide E. Pura
Shyrose Avila	Co-Chairperson	Argie B. Galicia
Marife G. Ergina	Member	Frederick G. Hagos
Bayle sa Kalye (Exhibition)		Pintahusay
Rogie Belando	Chairperson	Jerickson M. Obligar
Wilma A. Galon	Co-Chairperson	Carlo G. Estrabela
Rosario Hitois	Member	John Carlo D. Gicaro
Sineliksik		Likhawitan
Marlyn M. Navarro	Chairperson	Joan Abinon
Estrella H. Evasco	Co-Chairperson	Sharlene E. Franche
Ali Sandro Alicante	Member	Wiveleen A. Gozo
Bayle sa Kalye (Dance Parade)		Choreography (Bayle sa Kalye & Katutubong Sayaw)
Irish B. Dichoso	Chairperson	Eric P. Gelilio
Geraldine A. Lubiano	Co-Chairperson	Romer B. Santiago
Abel G. Gutlay	Member	Cecilia B. Gabito



Balogo Sports Complex, Balogo, Sorsogon City, Sorsogon 4700
Landline: (056) 211-6461
Email: sorsogon@deped.gov.ph
Website: depedsorsogon.com.ph



Republic of the Philippines
Department of Education
Region V
SCHOOLS DIVISION OF SORSOGON

Enclosure to Division Memo No. 70 s. 2025

2025 DIVISION SINING TANGHALAN COMPETITION
BOARD OF JUDGES

EVENT	CHAIRMAN	CO-CHAIRMAN	MEMBER
KATUTUBONG SAYAW	Eva R. Escandor	Joel L. Calzo	Cecilia B. Gabito Mighty Lyn A. Mirabueno John Karlo J. Valladolid
PINTAHUSAY	John Mark L. Musni	Reniel B. Gerero	Merle G. Balaguer
SINELIKSIK	Frederick G. Robelas	Marjorie Layosa	Tim Paul Quigaman
DIREK KO, GANAP MO	John Joseph J. Perez	Annie B. Baylon	Ruby L. Hernandez
LIKHAWITAN	Marianne Z. Arines	Bryan P. Hila	Stephanie M. Elaurza
BAYLE SA KALYE (Grand Dance Parade)	Albert E. Estrellado	Unica G. Instrella	Jared Baeza Jeanette Balde Renee Liana D. Golimlim
BAYLE SA KALYE (Dance Showcase)	Leonisa M. Enolva	Gregory H. Forte	Mary Grace E. Em Mark Vincent G. Gutlay Julie Joan B. Lorilla



Balogo Sports Complex, Balogo, Sorsogon City, Sorsogon 4700
Landline: (056) 211-6461
Email: sorsogon@deped.gov.ph
Website: depedsorsogon.com.ph



Republic of the Philippines
Department of Education
Region V
SCHOOLS DIVISION OF SORSOGON

Enclosure to Division Memo No. 70 s. 2025

**2025 DIVISION SINING TANGHALAN COMPETITION
PROGRAM OF ACTIVITIES**

DATE	TIME	EVENT /ACTIVITY	VENUE
MARCH 24, 2025	7:00 AM-8:00 AM	REGISTRATION/OPENING PROGRAM	Gubat South Central School Hall & Covered Court
	8:00 AM - 4:00 PM	PINTAHUSAY DIREK KO, GANAP MO LIKHAWITAN SINELIKSIK	TBA Gubat South CS Hall Gubat South Central -do-
	8:00 AM-9:00 AM	BAYLE SA KALYE (Grand Entrance Parade)	Gubat South Central School Covered Court
	10:00 AM -12:00 NOON	BAYLE SA KALYE (Dance Showcase)	Gubat South Central School Covered Court
MARCH 25, 2025	8:00 AM – 12:00 NOON	SINELIKSIK (Continuation)	Gubat South Central School
	9:00 AM-12:00 NOON	KATUTUBONG SAYAW	Gubat South Central School Covered Court
	1:00 PM-3:00 PM	AWARDING CEREMONY & CLOSING PROGRAM	Gubat South Central School Covered Court
	4:00 PM-5:00 PM	HOME SWEET HOME	

REMINDERS:

March 18, 2025 at 8:00 am- Final Meeting of the Division TWG, Contest Facilitators, Board of Judges & Municipal Teacher-Coaches.

Venue: Gubat South Central School, Gubat, Sorsogon

- *Contestants in the different category must bring their own materials, tools, equipment & foods during the competition
- *Participants who will stay overnight on March 23, 2025 (Day 0) at the venue must bring their own beddings & foods.
- *Rehearsals & Blockings for Bayle sa Kalye and Katutubong Sayaw will be done on the scheduled date & venue of the competition from 7:30 am to 8:30am.



Balogo Sports Complex, Balogo, Sorsogon City, Sorsogon 4700
Landline: (056) 211-6461
Email: sorsogon@deped.gov.ph
Website: depedsorsogon.com.ph



2025 NATIONAL FESTIVAL OF TALENTS



Implementing Guidelines on Technolympics

The categories, components, number of learner-participants and teacher-coaches, and time allotment for Technolympics per region are the following:

Category	Component	No. of Learner-Participant	No. of Teacher-Coach	Time Allotment
Elementary				
Invitation Card Making using MS Productivity Tools	ICT	1	1	3 hours
Extension Cord with Switch Assembly	IA	1	1	3 hours
Food Preparation and Presentation	FCS	2	1	4 hours
Dish Gardening	AFA	1	1	4 hours
Secondary				
Technical Drafting	ICT	1	1	4 hours
Electrical Installation and Maintenance (EIM)	IA	2	1	4 hours
Bread and Pastry Production	FCS	2	1	4 hours
Food Processing (Meat, Fish & Vegetable)	AFA	2	1	4 hours
Total		12	8	



TECHNOLYMPICS

(A Showcase of Marketable Products and Performances)



INVITATION CARD MAKING USING MICROSOFT PRODUCTIVITY TOOLS

COMPONENT AREA	INFORMATION AND COMMUNICATION TECHNOLOGY (ICT)	
KEY STAGE	Elementary Grades 4-6)	
EVENT TITLE	Invitation Card Making Using Microsoft Productivity Tools	
NO. OF PARTICIPANT/S	One (1) learner-participant	
TIME ALLOTMENT	Three (3) Hours, excluding interview	
PERFORMANCE STANDARD	<p>Ang mga mag-aaral ay nakagagawa ng iba't ibang dokumento gamit ang <i>computing devices</i> at <i>productivity tools</i>. [MATATAG, Grade 4]</p> <p>Nakagagawa ng knowledge products gamit ang productivity tools. [Kto12 Curriculum, Grade 5, Content 7]</p>	
21ST CENTURY SKILL/S	Creativity, Communication, Critical Thinking, ICT for Learning, Self-Regulation, Digital Literacy, Adaptability	
CREATIVE INDUSTRIES DOMAIN	Publishing, Printed Media, ICT, and Digital Communication	
DESCRIPTION	Invitation Card Making Using Microsoft Productivity Tools is an NFOT event category of Technolympics that allows learner-participants to utilize several Microsoft Productivity Tools to make unique invitation cards based on the given topic or theme.	
TECHNICAL SPECIFICATIONS		
A. MATERIALS, TOOLS AND EQUIPMENT	To be provided by the participants: <ul style="list-style-type: none"> • None 	To be provided by the event organizers: <ul style="list-style-type: none"> • Desktop/Laptop with Windows 10 or higher installed with MS Office Standards or higher version • Printer with colored cartridges • Filed Photos on the computer • Extension wire and UPS • Laid paper in A4 • Mouse • Scissors/ Handheld Cutter • Plastic /Metal Ruler • Curling Ribbon, 2 meters per participant
B. VENUE	Airconditioned/Well-ventilated Computer Laboratory/ Room	
C. CRITERIA FOR JUDGING	Criteria	
	Percentage	
	Creativity of Design	30%
	<i>Exceptional</i>	<i>30%</i>
<i>Proficient</i>	<i>25%</i>	

	<i>Adequate</i>	20%
	<i>Basic</i>	15%
	Technical Use of the Productivity Tools	20%
	<i>Exceptional</i>	20%
	<i>Proficient</i>	15%
	<i>Adequate</i>	10%
	<i>Basic</i>	5%
	Relevance to the Theme	15%
	<i>Exceptional</i>	15%
	<i>Proficient</i>	10%
	<i>Adequate</i>	5%
	<i>Basic</i>	1%
	Layout and Measurement	15%
	<i>Exceptional</i>	15%
	<i>Proficient</i>	10%
	<i>Adequate</i>	5%
	<i>Basic</i>	1%
	Wise use of time/speed	15%
	<i>Exceptional</i>	5%
	<i>Proficient</i>	4%
	<i>Adequate</i>	3%
	<i>Basic</i>	2%
	Ability to Present the Process	15%
	<i>Exceptional</i>	15%
	<i>Proficient</i>	10%
	<i>Adequate</i>	5%
	<i>Basic</i>	1%
	Total	100%

D. MECHANICS

- A. All officially enrolled Grades 4 to 6 including elementary ALS learners with LRN can join the contest.
- B. The Event Administrator, Members of the Technical Committee, and Board of Judges shall be at the venue sixty (60) minutes ahead of the event schedule.
- C. The materials, supplies, tools, equipment, data, and photos needed at the venue shall be made ready by the Event Administrator sixty (60) minutes before the event schedule.
- D. The Technical Committee shall inspect the resource requirements for the contest.
- E. All participants are expected to arrive at the designated venue at least thirty (30) minutes before the event begins. Late participants may be permitted to join upon thorough review and assessment of their reasons by the Technical Committee.
- F. Briefing of participants shall be done thirty (30) minutes before the start of the event. Questions, clarifications, and points of order shall be entertained during the briefing.
- G. The Event Administrator shall let the participants draw lots to determine their respective entry numbers and places.
- H. The learner-participants may use any of the following Microsoft Productivity Tools (Word, Excel, PowerPoint, Publisher, Paint, Picture Manager)
- I. The layout size of the invitation card and the theme shall be announced by the Event Administrator during the preliminaries.
- J. Borrowing of materials, supplies, tools, and equipment is strictly prohibited.

- K. The Event Administrator will signal the start of the event. Once underway, teacher-coaches and other delegates will no longer be permitted to communicate with the participants.
- L. Only the Event Administrator, Technical Committee Members, Judges, Official photographers, and participants are allowed to be at the contest venue.
- M. Participants shall go through a panel interview and deliberation by the Board of Judges after the four (4) hour time allotment.
- N. Participants are advised to bring their food as they are not allowed to go out of the venue.
- O. Filename shall be using this format:
 InvitationCard# (participant's number)
 *Example: **InvitationCard#01***
- P. The working area shall be cleaned by the participants immediately after the contest.



TECHNOLYMPICS

(A Showcase of Marketable Products and Performances)



EXTENSION CORD WITH SWITCH ASSEMBLY

COMPONENT AREA	INDUSTRIAL ARTS (IA)	
KEY STAGE	Key Stage Two (2): Grades 4-6	
EVENT TITLE	Extension Cord with Switch Assembly	
NO. OF PARTICIPANT/S	One (1) learner-participant	
TIME ALLOTMENT	Three (3) Hours, including interview	
PERFORMANCE STANDARD	The learner constructs simple electrical gadgets with ease and dexterity.	
21ST CENTURY SKILL/S	Creativity, Critical Thinking, Self-Regulation, Adaptability	
CREATIVE INDUSTRIES DOMAIN	Design	
DESCRIPTION	Extension cord with switch assembly is an NFOT event category of Technolympics that allows learner-participant to demonstrates an understanding of and skills in making simple electrical gadgets.	
TECHNICAL SPECIFICATIONS		
A. MATERIALS, TOOLS AND EQUIPMENT	To be provided by the participants: <ul style="list-style-type: none"> • Appropriate Personal Protective Equipment (PPE) 	To be provided by the event organizers: Materials <ul style="list-style-type: none"> • 6 meters # 16 stranded wire • 1foot # 16 THHN electrical wire • 1 pc surface type utility box • 1 pc single pole single throw switch • 2 pcs convenience outlet • 1 set 3-gang plate • 1 pc male plug (15A) Tools <ul style="list-style-type: none"> • Electrical tools (long nose, pliers, phillips and flathead screwdriver) • Multi Tester
B. VENUE	Well-ventilated covered-area/room with electrical outlets/extension wires, fire extinguishers, and first-aid kits.	
C. CRITERIA FOR JUDGING	Criteria	Percentage
	Quality of the output/	15%
	Accuracy	15%
	Functionality	30%
	Use of tools	15%
Safety	10%	

	Speed	5%
	Ability to explain	10%
	Total	100%

D. MECHANICS

- A. All officially enrolled Grades 4 to 6 including elementary ALS learners with LRN can join the contest.
- B. The Event Administrator, Members of the Technical Committee, and Board of Judges shall be at the venue sixty (60) minutes ahead of the event schedule.
- C. The materials, supplies, tools, equipment, data, and photos needed at the venue shall be made ready by the Event Administrator sixty (60) minutes before the event schedule.
- D. The Technical Committee shall inspect the resource requirements for the contest.
- E. All learner-participants are expected to arrive at the designated venue at least thirty (30) minutes before the event begins. Late participants may be permitted to join upon thorough review and assessment of their reasons by the Technical Committee.
- F. The learner-participants shall adhere to all health and safety requirements.
- G. Briefing of participants shall be done thirty (30) minutes before the start of the event. Questions, clarifications, and points of order shall be entertained during the briefing.
- H. The Event Administrator shall let the participants draw lots to determine their respective entry numbers and places.
- I. The Event Administrator will signal the start of the event. Once underway, teacher-coaches and other delegates will no longer be permitted to communicate with the participants.
- J. Only the Event Administrator, Technical Committee Members, Judges, Official photographers, and participants are allowed to be at the contest venue.
- K. Participants shall go through a panel interview and deliberation by the Board of Judges within the three (3) hour time allotment.
- L. Participants are advised to bring their food as they are not allowed to go out of the venue.
- M. The working area shall be cleaned by the participants immediately after the contest.



TECHNOLYMPICS

(A Showcase of Marketable Products and Performances)



EXTENSION CORD WITH SWITCH ASSEMBLY

COMPONENT AREA	INDUSTRIAL ARTS (IA)	
KEY STAGE	Key Stage Two (2): Grades 4-6	
EVENT TITLE	Extension Cord with Switch Assembly	
NO. OF PARTICIPANT/S	One (1) learner-participant	
TIME ALLOTMENT	Three (3) Hours, including interview	
PERFORMANCE STANDARD	The learner constructs simple electrical gadgets with ease and dexterity.	
21ST CENTURY SKILL/S	Creativity, Critical Thinking, Self-Regulation, Adaptability	
CREATIVE INDUSTRIES DOMAIN	Design	
DESCRIPTION	Extension cord with switch assembly is an NFOT event category of Technolympics that allows learner-participant to demonstrates an understanding of and skills in making simple electrical gadgets.	
TECHNICAL SPECIFICATIONS		
A. MATERIALS, TOOLS AND EQUIPMENT	To be provided by the participants: <ul style="list-style-type: none"> • Appropriate Personal Protective Equipment (PPE) 	To be provided by the event organizers: <p>Materials</p> <ul style="list-style-type: none"> • 6 meters # 16 stranded wire • 1foot # 16 THHN electrical wire • 1 pc surface type utility box • 1 pc single pole single throw switch • 2 pcs convenience outlet • 1 set 3-gang plate • 1 pc male plug (15A) <p>Tools</p> <ul style="list-style-type: none"> • Electrical tools (long nose, pliers, phillips and flathead screwdriver) • Multi Tester
	B. VENUE	Well-ventilated covered-area/room with electrical outlets/extension wires, fire extinguishers, and first-aid kits.
C. CRITERIA FOR JUDGING	Criteria	
	Percentage	
	Quality of the output/	15%
	Accuracy	15%
	Functionality	30%
	Use of tools	15%
Safety	10%	

	Speed	5%
	Ability to explain	10%
	Total	100%

D. MECHANICS

- A. All officially enrolled Grades 4 to 6 including elementary ALS learners with LRN can join the contest.
- B. The Event Administrator, Members of the Technical Committee, and Board of Judges shall be at the venue sixty (60) minutes ahead of the event schedule.
- C. The materials, supplies, tools, equipment, data, and photos needed at the venue shall be made ready by the Event Administrator sixty (60) minutes before the event schedule.
- D. The Technical Committee shall inspect the resource requirements for the contest.
- E. All learner-participants are expected to arrive at the designated venue at least thirty (30) minutes before the event begins. Late participants may be permitted to join upon thorough review and assessment of their reasons by the Technical Committee.
- F. The learner-participants shall adhere to all health and safety requirements.
- G. Briefing of participants shall be done thirty (30) minutes before the start of the event. Questions, clarifications, and points of order shall be entertained during the briefing.
- H. The Event Administrator shall let the participants draw lots to determine their respective entry numbers and places.
- I. The Event Administrator will signal the start of the event. Once underway, teacher-coaches and other delegates will no longer be permitted to communicate with the participants.
- J. Only the Event Administrator, Technical Committee Members, Judges, Official photographers, and participants are allowed to be at the contest venue.
- K. Participants shall go through a panel interview and deliberation by the Board of Judges within the three (3) hour time allotment.
- L. Participants are advised to bring their food as they are not allowed to go out of the venue.
- M. The working area shall be cleaned by the participants immediately after the contest.



TECHNOLYMPICS

(A Showcase of Marketable Products and Performances)

FOOD PREPARATION AND PRESENTATION

COMPONENT AREA	FAMILY AND CONSUMER SCIENCE/HOME ECONOMICS	
KEY STAGE	Key Stage Two (2): Grades 4-6	
EVENT TITLE	Food Preparation and Presentation	
NO. OF PARTICIPANT/S	Two (2) learner-participants	
TIME ALLOTMENT	Four (4) Hours, excluding interview	
PERFORMANCE STANDARD	The learners use and maintain appropriate kitchen tools and equipment and follows the Occupational Health and Standard (OHS) in food preparation and presentation.	
21ST CENTURY SKILL/S	Use of appropriate technology, learning and innovative skills and abilities where learners think critically, reflectively, and creatively.	
CREATIVE INDUSTRIES DOMAIN	Creative Services	
DESCRIPTION	Food Preparation and Presentation is an NFOT event category of Technolympics that allows learner-participants to apply the principles of food preparation and presentation. It includes food preparation, designing, and presentation of a main course with chicken as the main ingredient.	
TECHNICAL SPECIFICATIONS		
A. MATERIALS, TOOLS AND EQUIPMENT	To be provided by the participants: <ul style="list-style-type: none"> • Appropriate Personal Protective Equipment (PPE) 	To be provided by the event organizers: <ul style="list-style-type: none"> • 1 kg Chicken (leg part) • Marketable ingredients • Cooking utensils • Gas Stove/LPG • Dinner Plate for plating presentation • Extension Cords • Working Table • Presentation Table • Provision of Oven
B. VENUE	Preferably HE Room with tiled floors, well-lighted and fully ventilated cooking area, sufficient water supply, medical kit and fire extinguishers.	
C. CRITERIA FOR JUDGING	Criteria	Percentage
	Quality of the output/	15%
	Accuracy	15%
	Functionality	30%
	Use of tools	15%
	Safety	10%
	Speed	5%
	Ability to explain	10%
Total	100%	
D. MECHANICS		

- A. All officially enrolled Grades 4 to 6 including elementary ALS learners with LRN can join the contest.
- B. The Event Administrator, Members of the Technical Committee, and Board of Judges shall be at the venue sixty (60) minutes ahead of the event schedule.
- C. The materials, supplies, tools, equipment, data, and photos needed at the venue shall be made ready by the Event Administrator sixty (60) minutes before the event schedule.
- D. The Technical Committee shall inspect the resource requirements for the contest.
- E. All learner-participants are expected to arrive at the designated venue at least thirty (30) minutes before the event begins. Late participants may be permitted to join upon thorough review and assessment of their reasons by the Technical Committee.
- F. The learner-participants shall adhere to all health and safety requirements.
- G. Briefing of participants shall be done thirty (30) minutes before the start of the event. Questions, clarifications, and points of order shall be entertained during the briefing.
- H. The Event Administrator shall let the participants draw lots to determine their respective entry numbers and places.
- I. The Event Administrator will signal the start of the event. Once underway, teacher-coaches and other delegates will no longer be permitted to communicate with the participants.
- J. Each learner-participants will receive a mystery box containing a set of ingredients.
- K. The learner-participants will have four (4) hours to create a dish using the ingredients from the mystery box.
- L. Participants are not allowed to use ingredients that are not provided in the mystery box.
- M. During the event proper, the panel of experts shall observe the processes but not ask questions to participants to avoid disruption.
- N. Only the Event Administrator, Technical Committee Members, Judges, Official photographers, and participants are allowed to be at the contest venue.
- O. The learner-participants shall go through a panel interview and deliberation by the Board of Judges after the four (4) hour time allotment.
- P. The learner-participants are advised to bring their food as they are not allowed to go out of the venue.
- Q. The working area shall be cleaned by the participants immediately after the contest.



TECHNOLYMPICS

(A Showcase of Marketable Products and Performances)



DISH GARDENING

COMPONENT AREA	AGRI-FISHERY ARTS		
KEY STAGE	Key Stage Two (2): Grades 4-6		
EVENT TITLE	Dish Gardening		
NO. OF PARTICIPANT/S	One (1) learner-participants		
TIME ALLOTMENT	Four (4) Hours, excluding interview		
PERFORMANCE STANDARD	Application of the most applicable dish gardening technique.		
21ST CENTURY SKILL/S	Creative skills, problem-solving skills, communication skills, promotion of techniques and technological skills, procedural skills, operating tools, occupational safety and health (OSH)		
CREATIVE INDUSTRIES DOMAIN	Design and Creative industries, Landscape Architecture, Agri-tourism Industry, Agri-entrepreneurial Industry.		
DESCRIPTION	A dish garden is a miniature garden which uses a shallow dish or bowl for a container. It is landscaped to depict a scene in nature. Different plants can be used in the dish garden but these have to be compatible with each other (https://aggie-horticulture.tamu.edu/syllabi/302/new/topic/dish.htm).		
TECHNICAL SPECIFICATIONS			
A. MATERIALS, TOOLS AND EQUIPMENT	To be provided by the participants: <ul style="list-style-type: none"> • Appropriate Personal Protective Equipment (PPE) 	To be provided by the event organizers: <ul style="list-style-type: none"> • Dish Garden Plants (Assorted Minimum of 6 kinds) • Decorative object • Colored rocks • Horticultural charcoal • Potting Soil • Moss or sand • Wide, low sided container (without a drainage hole, any design) • Working table • Hand Trowel • Shovel • Sprinkler • Pliers • Spade • Cutter • Tie Wire • Hand Sprayer 	
	B. VENUE		
B. VENUE		Covered court/Open Area	
C. CRITERIA FOR JUDGING	Criteria		Percentage
	Originality of Sketch Plan		10%
	Combination and design of plants and materials		20%
	Use of tools and equipment		10%

	Methods and safety work-habit	10%
	Visual Impact	20%
	Followed the Sketch Plan	10%
	Speed	5%
	Ability to present ideas	15%
	Total	100%

D. MECHANICS

- A. All officially enrolled Grades 4 to 6 including elementary ALS learners with LRN can join the contest.
- B. The Event Administrator, Members of the Technical Committee, and Board of Judges shall be at the venue sixty (60) minutes ahead of the event schedule.
- C. The materials, supplies, tools, equipment, data, and photos needed at the venue shall be made ready by the Event Administrator sixty (60) minutes before the event schedule.
- D. The Technical Committee shall inspect the resource requirements for the contest.
- E. All learner-participants are expected to arrive at the designated venue at least thirty (30) minutes before the event begins. Late participants may be permitted to join upon thorough review and assessment of their reasons by the Technical Committee.
- F. The learner-participants shall adhere to all health and safety requirements.
- G. Briefing of participants shall be done thirty (30) minutes before the start of the event. Questions, clarifications, and points of order shall be entertained during the briefing.
- H. The Event Administrator shall let the participants draw lots to determine their respective entry numbers and places.
- I. The Event Administrator will signal the start of the event. Once underway, teacher-coaches and other delegates will no longer be permitted to communicate with the participants.
- J. The finished dish garden should be ready for photography, sketching, after all the members of the Board of Judges shall have finished their individual judging.
- K. A blueprint or a sketch or plan must be submitted by the contestant using a long size bond paper.
- L. The dish garden shall remain unaltered and on display until the closing ceremony.
- M. During the event proper, the panel of experts shall observe the processes but not ask questions to participants to avoid disruption.
- N. Only the Event Administrator, Technical Committee Members, Judges, Official photographers, and participants are allowed to be at the contest venue.
- O. The learner-participants shall go through a panel interview and deliberation by the Board of Judges after the four (4) hour time allotment.
- P. The learner-participants are advised to bring their food as they are not allowed to go out of the venue.
- Q. The working area shall be cleaned by the participants immediately after the contest.



TECHNOLYMPICS

(A Showcase of Marketable Products and Performances)

TECHNICAL DRAFTING

COMPONENT AREA	INFORMATION AND COMMUNICATIONS TECHNOLOGY (ICT)	
KEY STAGE	Key Stage Three (3): Grades 9 to 10; Key Stage Four (4): Grades 11 to 12	
EVENT TITLE	Technical Drafting: Prepare Computer-Aided Design of a House	
NO. OF PARTICIPANT/S	One (1) learner-participant from either of the key stages or grade levels or from one key stage or grade level alone per region	
TIME ALLOTMENT	Four (4) Hours, excluding interview	
PERFORMANCE STANDARD	The learners create a house plan following architectural standards.	
21ST CENTURY SKILL/S	Core skills supported using ICT, technical, information management, communication, collaboration, creativity, critical thinking, and problem-solving	
CREATIVE INDUSTRIES DOMAIN	Design	
DESCRIPTION	Technical Drafting is an NFOT event category of Technolympics that allows learner-participants to perform mensuration and calculations, interpret technical drawings and plans, and prepare computer-aided drawings with structural layout and details.	
TECHNICAL SPECIFICATIONS		
A. MATERIALS, TOOLS AND EQUIPMENT	To be provided by the participants: <ul style="list-style-type: none"> • None 	To be provided by the event organizers: <ul style="list-style-type: none"> • Desktop computer (16 gigabyte RAM, i5 processor or higher) • Printer (ratio 1:1) • AutoCAD 2019 Version or higher (uniform version) • Printing cost
	B. VENUE	Airconditioned/Well-ventilated Computer Laboratory/ Room
C. CRITERIA FOR JUDGING	Criteria	Percentage
	Accuracy	40%
	<i>Floor Plan</i>	15%
	<i>Elevations</i>	15%
	<i>Perspective</i>	10%
	Aesthetic/Architectural/Originality and Creativity of Design	40%
	<i>Architectural</i>	15%
	<i>Aesthetic</i>	5%
	<i>Structural</i>	10%
	<i>Originality</i>	5%
	<i>Details</i>	5%
Ability to Present the Process	10%	

	Speed	10%
	Total	100%
D. MECHANICS		
<p>A. All learners in the Junior High School (JHS) specifically grades 9 and 10, Technical-Vocational Education/Technology and Livelihood Education (TVE/TLE) and Senior High School (SHS) Technical-Vocational-Livelihood (TVL) including ALS who are previously or currently enrolled in the school offering specialization in technical drafting are eligible to join.</p> <p>B. The Event Administrator, Members of the Technical Committee, and Board of Judges shall be at the venue sixty (60) minutes ahead of the event schedule.</p> <p>C. The materials, supplies, tools, equipment, data, and photos needed at the venue shall be made ready by the Event Administrator sixty (60) minutes before the event schedule.</p> <p>D. The Technical Committee shall inspect the resource requirements for the contest.</p> <p>E. All learner-participants are expected to arrive at the designated venue at least thirty (30) minutes before the event begins. Late participants may be permitted to join upon thorough review and assessment of their reasons by the Technical Committee.</p> <p>F. The learner-participants shall adhere to all health and safety requirements.</p> <p>G. Briefing of participants shall be done thirty (30) minutes before the start of the event. Questions, clarifications, and points of order shall be entertained during the briefing.</p> <p>H. The Event Administrator shall let the participants draw lots to determine their respective entry numbers and places.</p> <p>I. The Event Administrator will distribute a task requirement and learner-participants will be given 15 minutes to read and analyze it.</p> <p>J. The Event Administrator will signal the start of the event. Once underway, teacher-coaches and other delegates will no longer be permitted to communicate with the participants.</p> <p>K. During the event proper, the panel of experts shall observe the processes but not ask questions to participants to avoid disruption.</p> <p>L. Only the Event Administrator, Technical Committee Members, Judges, Official photographers, and participants are allowed to be at the contest venue.</p> <p>M. The learner-participants shall go through a panel interview and deliberation by the Board of Judges after the four (4) hour time allotment.</p> <p>N. The learner-participants are advised to bring their food as they are not allowed to go out of the venue.</p> <p>O. The working area shall be cleaned by the participants immediately after the contest.</p>		

Note: All outputs (soft and hard copies) shall be collected by the Event Secretary and shall be endorsed to the Organizers.



TECHNOLYMPICS

(A Showcase of Marketable Products and Performances)



ELECTRICAL INSTALLATION AND MAINTENANCE (EIM)

COMPONENT AREA	INDUSTRIAL ARTS (IA)	
KEY STAGE	Key Stage Three (3): Grades 9 to 10; Key Stage Four (4): Grades 11 to 12	
EVENT TITLE	Electrical Installation and Maintenance (EIM)	
NO. OF PARTICIPANT/S	One (1) learner-participant from either of the key stages or grade levels or from one key stage or grade level alone per region	
TIME ALLOTMENT	Four (4) Hours, excluding interview	
PERFORMANCE STANDARD	The learners perform electrical installation and maintenance which involve reading and installing schematic wiring diagrams based on the Philippine Electrical Code (PEC) and national Electrical Code (NEC).	
21ST CENTURY SKILL/S	It is essential for learners to manifest learning and innovation skills and abilities where they think critically, reflectively, and creatively, analyze and solve problems, create and implement innovations using a variety of techniques or methods, and generate functional knowledge that supports varying degrees of thinking skills and metacognition.	
CREATIVE INDUSTRIES DOMAIN	Design	
DESCRIPTION	Electrical Installation and Maintenance (EIM) is an NFOT event category of Technolympics that allows learner-participants to read and install wiring diagrams based on a given schematic diagram. Knowledge of schematic diagrams and installation skills may be handy in establishing a business or landing a job.	
TECHNICAL SPECIFICATIONS		
A. MATERIALS, TOOLS AND EQUIPMENT	To be provided by the participants: <ul style="list-style-type: none"> • Personal Protective Equipment (PPE) 	To be provided by the event organizers: <ul style="list-style-type: none"> • Electrical tape • No. 14 stranded wire • No. 12 stranded wire • Lighting fixture • SPST switch • Junction box • And other materials • Floor Plan single storey residential house) • All tools/equipment needed for the wiring installation • Working board 4' X 8' • Utility expenses

B. VENUE	Well-ventilated covered-area/room with electrical outlets/extension wires, fire extinguishers, and first-aid kits.	
C. CRITERIA FOR JUDGING	Criteria	Percentage
	Accuracy of interpretation of schematic diagram	25%
	Accuracy of installation	30%
	Use of tools	15%
	Safety	15%
	Speed	10%
	Ability to Explain Process	5%
	Total	100%

D. MECHANICS

- A. All learners in the Junior High School (JHS) specifically grades 9 and 10, Technical-Vocational Education/Technology and Livelihood Education (TVE/TLE) and Senior High School (SHS) Technical-Vocational-Livelihood (TVL) including ALS who are previously or currently enrolled in the school offering specialization in technical drafting are eligible to join.
- B. The Event Administrator, Members of the Technical Committee, and Board of Judges shall be at the venue sixty (60) minutes ahead of the event schedule.
- C. The materials, supplies, tools, equipment, data, and photos needed at the venue shall be made ready by the Event Administrator sixty (60) minutes before the event schedule.
- D. The Technical Committee shall inspect the resource requirements for the contest.
- E. All learner-participants are expected to arrive at the designated venue at least thirty (30) minutes before the event begins. Late participants may be permitted to join upon thorough review and assessment of their reasons by the Technical Committee.
- F. The learner-participants shall adhere to all health and safety requirements.
- G. Briefing of participants shall be done thirty (30) minutes before the start of the event. Questions, clarifications, and points of order shall be entertained during the briefing.
- H. The Event Administrator shall let the participants draw lots to determine their respective entry numbers and places.
- I. All provided event materials shall be used by participants for their outputs.
- J. Alteration of the event materials by the participants is not allowed.
- K. The schematic diagram will be provided on the day of the event.
- L. The Event Administrator will signal the start of the event. Once underway, teacher-coaches and other delegates will no longer be permitted to communicate with the participants.
- M. During the event proper, the panel of experts shall observe the processes but not ask questions to participants to avoid disruption.
- N. Only the Event Administrator, Technical Committee Members, Judges, Official photographers, and participants are allowed to be at the contest venue.
- O. The learner-participants shall go through a panel interview and deliberation by the Board of Judges after the four (4) hour time allotment.
- P. The learner-participants are advised to bring their food as they are not allowed to go out of the venue.
- Q. The working area shall be cleaned by the participants immediately after the contest.



TECHNOLYMPICS

(A Showcase of Marketable Products and Performances)



BREAD AND PASTRY PRODUCTION (BAKING AND DECORATING)

COMPONENT AREA	FAMILY AND CONSUMER SCIENCE/HOME ECONOMICS	
KEY STAGE	Key Stage Three (3): Grades 9 to 10; Key Stage Four (4): Grades 11 to 12	
EVENT TITLE	Bread and Pastry Production (Baking and Decorating)	
NO. OF PARTICIPANT/S	One (1) learner-participant from either of the key stages or grade levels or from one key stage or grade level alone per region	
TIME ALLOTMENT	Four (4) Hours, excluding interview	
PERFORMANCE STANDARD	The learners use and maintain appropriate baking tools and equipment and follows the Occupational Health and Standard (OHS) in baking and decorating cake.	
21ST CENTURY SKILL/S	Communication in the workplace, use of appropriate technology, learning and innovative skills and abilities where learners think critically, reflectively, and creatively, and analyze and solve problems	
CREATIVE INDUSTRIES DOMAIN	Baking and Design	
DESCRIPTION	Applying the principles in Bread and Pastry Production including Decorating . The task involves preparation of chiffon cake and decoration through basic icing. One-layer cake with a mold size: 6 inch.	
TECHNICAL SPECIFICATIONS		
A. MATERIALS, TOOLS AND EQUIPMENT	To be provided by the participants: <ul style="list-style-type: none"> • Personal Protective Equipment (PPE) • Packaging Materials 	To be provided by the event organizers: <ul style="list-style-type: none"> • Baking ingredients • Marketable ingredients (confectioner sugar) • Stove • Oven • LPG • Baking utensils • Working table • Cooking area • Water outlet/supply • Utility expenses
B. VENUE	Preferably HE Room/laboratory/covered area <ul style="list-style-type: none"> • with sufficient water supply • medical kit • fire extinguisher • well lighted and ventilated 	
C. CRITERIA FOR JUDGING	Criteria	Percentage
	Process on the Product Development	20%
	Proper use of tools and equipment	15%
	Palatability	20%
	Product Presentation	15%
	Speed	10%
Safety/Sanitation and Hygiene	10%	

	Ability to Present Idea/Process	10%
	Total	100%

D. MECHANICS

- A. All learners in the Junior High School (JHS) specifically grades 9 and 10, Technical-Vocational Education/Technology and Livelihood Education (TVE/TLE) and Senior High School (SHS) Technical-Vocational-Livelihood (TVL) including ALS who are previously or currently enrolled in the school offering specialization in Bread and Pastry Production are eligible to join.
- B. The Event Administrator, Members of the Technical Committee, and Board of Judges shall be at the venue sixty (60) minutes ahead of the event schedule.
- C. The materials, supplies, tools, equipment, data, and photos needed at the venue shall be made ready by the Event Administrator sixty (60) minutes before the event schedule.
- D. The Technical Committee shall inspect the resource requirements for the contest.
- E. All learner-participants are expected to arrive at the designated venue at least thirty (30) minutes before the event begins. Late participants may be permitted to join upon thorough review and assessment of their reasons by the Technical Committee.
- F. The learner-participants shall adhere to all health and safety requirements.
- G. Briefing of participants shall be done thirty (30) minutes before the start of the event. Questions, clarifications, and points of order shall be entertained during the briefing.
- H. The Event Administrator shall let the participants draw lots to determine their respective entry numbers and places.
- I. The Event Administrator will signal the start of the event. Once underway, teacher-coaches and other delegates will no longer be permitted to communicate with the participants.
- J. During the event proper, the panel of experts shall observe the processes but not ask questions to participants to avoid disruption.
- K. Only the Event Administrator, Technical Committee Members, Judges, Official photographers, and participants are allowed to be at the contest venue.
- L. The learner-participants shall go through a panel interview and deliberation by the Board of Judges after the four (4) hour time allotment.
- M. The learner-participants shall submit copies of the recipe to the Event Administrator.
- N. The learner-participants are advised to bring their food as they are not allowed to go out of the venue.
- O. The working area shall be cleaned by the participants immediately after the contest.



TECHNOLYMPICS

(A Showcase of Marketable Products and Performances)

FOOD PROCESSING (MEAT, FISH, AND VEGETABLE)

COMPONENT AREA	AGRI-FISHERY ARTS	
KEY STAGE	Key Stage Three (3): Grades 9 to 10; Key Stage Four (4): Grades 11 to 12	
EVENT TITLE	Food Processing (Meat, Fish, and Vegetable)	
NO. OF PARTICIPANT/S	Two (2) learner-participant from either of the key stages or grade levels or from one key stage or grade level alone per region	
TIME ALLOTMENT	Four (4) Hours, excluding interview	
PERFORMANCE STANDARD	The learners independently develop the skills in food processing and demonstrate the core competencies in food processing prescribed in the K to 12 Basic Education Curriculum as of May 2016.	
21ST CENTURY SKILL/S	Communication in the workplace, use of appropriate technology, learning and innovative skills and abilities where learners think critically, reflectively, and creatively, and analyze and solve problems	
CREATIVE INDUSTRIES DOMAIN	Traditional Cultural Expressions	
DESCRIPTION	Food Processing (Meat, Fish, and Vegetable) is an NFOT event category of Technolympics that allows learner-participants to apply the principles of food preservation. This includes preparation and processing of various types of meats, fruits, and vegetables: (<i>Chicken Longanisa</i>), Fish (<i>Bangus-Spanish Sardines</i>), Vegetables (<i>Pickling-Sayote, Papaya, Sitaw, Ampalaya, & Carrots</i>)	
TECHNICAL SPECIFICATIONS		
A. MATERIALS, TOOLS AND EQUIPMENT	<p>To be provided by the participants:</p> <ul style="list-style-type: none"> Personal Protective Equipment (PPE) 	<p>To be provided by the event organizers:</p> <p>Materials</p> <ul style="list-style-type: none"> Cooking utensils 12 oz. Jar, with wide opening (4 bottles) rubberized cap/lid Polyethylene 2 pcs bangus (approx. 2 pcs per half kg.) per participant (1 for presentation, 1 for tasting) 1 kg whole dressed chicken Ingredients (vegetable, fruits & others) binder ingredients (ex. egg and cornstarch)

		<p>Tools and Equipment</p> <ul style="list-style-type: none"> • Working Tables • Cooking Area • Stove • Water outlets • Knife • Chopping Board • Pressure Cooker • Gas stove • LPG • Utility expenses 																		
<p>B. VENUE</p>	<p>Preferably HE Room/laboratory/ covered area</p> <ul style="list-style-type: none"> • with sufficient water supply • medical kit • fire extinguisher • well lighted and ventilated 																			
<p>C. CRITERIA FOR JUDGING</p>	<table border="1" style="width: 100%; border-collapse: collapse;"> <thead> <tr> <th style="text-align: center;">Criteria</th> <th style="text-align: center;">Percentage</th> </tr> </thead> <tbody> <tr> <td>Palatability</td> <td style="text-align: center;">15%</td> </tr> <tr> <td>Process used in preservation</td> <td style="text-align: center;">25%</td> </tr> <tr> <td>Product Presentation and Packaging</td> <td style="text-align: center;">10%</td> </tr> <tr> <td>Use of tools and equipment</td> <td style="text-align: center;">15%</td> </tr> <tr> <td>Sanitation Procedures, Methods & Safety work habits</td> <td style="text-align: center;">15%</td> </tr> <tr> <td>Speed</td> <td style="text-align: center;">10%</td> </tr> <tr> <td>Ability to Present the Process</td> <td style="text-align: center;">10%</td> </tr> <tr> <td>Total</td> <td style="text-align: center;">100%</td> </tr> </tbody> </table>		Criteria	Percentage	Palatability	15%	Process used in preservation	25%	Product Presentation and Packaging	10%	Use of tools and equipment	15%	Sanitation Procedures, Methods & Safety work habits	15%	Speed	10%	Ability to Present the Process	10%	Total	100%
Criteria	Percentage																			
Palatability	15%																			
Process used in preservation	25%																			
Product Presentation and Packaging	10%																			
Use of tools and equipment	15%																			
Sanitation Procedures, Methods & Safety work habits	15%																			
Speed	10%																			
Ability to Present the Process	10%																			
Total	100%																			
<p>D. MECHANICS</p>																				
<p>A. All learners in the Junior High School (JHS) specifically grades 9 and 10, Technical-Vocational Education/Technology and Livelihood Education (TVE/TLE) and Senior High School (SHS) Technical-Vocational-Livelihood (TVL) including ALS who are previously or currently enrolled in the school offering specialization in Food Processing are eligible to join.</p> <p>B. The Event Administrator, Members of the Technical Committee, and Board of Judges shall be at the venue sixty (60) minutes ahead of the event schedule.</p> <p>C. The materials, supplies, tools, equipment, data, and photos needed at the venue shall be made ready by the Event Administrator sixty (60) minutes before the event schedule.</p> <p>D. The Technical Committee shall inspect the resource requirements for the contest.</p> <p>E. All learner-participants are expected to arrive at the designated venue at least thirty (30) minutes before the event begins. Late participants may be permitted to join upon thorough review and assessment of their reasons by the Technical Committee.</p> <p>F. The learner-participants shall adhere to all health and safety requirements.</p> <p>G. Briefing of participants shall be done thirty (30) minutes before the start of the event. Questions, clarifications, and points of order shall be entertained during the briefing.</p> <p>H. The Event Administrator shall let the participants draw lots to determine their respective entry numbers and places.</p> <p>I. The Event Administrator will signal the start of the event. Once underway, teacher-coaches and other delegates will no longer be permitted to communicate with the participants.</p>																				

- J. During the event proper, the panel of experts shall observe the processes but not ask questions to participants to avoid disruption.
- K. Only the Event Administrator, Technical Committee Members, Judges, Official photographers, and participants are allowed to be at the contest venue.
- L. The products shall be displayed on the table prepared by the host region for appreciation and tasting of the panel of experts. Other table set up/accessories are strictly not allowed.
- M. The learner-participants shall go through a panel interview and deliberation by the Board of Judges after the four (4) hour time allotment with presentation of the output:
- For Meat (Chicken): Present 1 pack at 250g and remaining cooked sample for evaluation.
 - For Sardines and Pickles: Prepare 1 bottle for tasting and 1 bottle for display.
- (A plate for tasting shall be provided at the display area intended for each entry).*
- N. The learner-participants are advised to bring their food as they are not allowed to go out of the venue.
- O. The working area shall be cleaned by the participants immediately after the contest.

2025 DIVISION FESTIVAL OF TALENTS (EPP, TLE, TVL)

TECHNICAL WORKING GROUP

DATE: _____

- CHAIRPERSONS:** Rodel E. Pancho (EPS)
Eutequio B. Arias, II (Div. Coord.)
- REGISTRATION:** Rebecca D. Fulo (Buhang NHS)
Marilyn J. Estares (Gubat NHS)
Mary Ann G. Ortiz (Castilla NHS)
Lara F. Carpio (Eduardo Lee Chan E/S)
Jocelyn G. Esmeria (Oras NHS)
- USHER/USHERETTES:** Marvin A. Ilaga (Casiguran TVS)
Aris G. Gando (Sta. Barbara E/S) Bulusan
Benjamin Fuaso (Bulusan Central School)
Leonard P. Palabrica (Bacelona NCHS)
Mark Ian D. Cielo (Bacelona NCHS)
- Documentation:** Harlet G. Vargas (Bulan NHS)
Ian Ataiza (Donsol CHS)
Aila D. Bailon (Bulusan HS)
- PRINTING OF I.D (for TWG, Judges, Contest Administrator) and for electronic tabulation**
- Gracia F. Fumera (Bulusan HS)
Allyn F. Geñorga (Bulusan HS)
Francis F. Geñorga (Bulusan HS)
- SNACKS:** Maridel A. Rabulan (Bulusan HS)
Marilyn H. Bontigao (Bulusan HS)
Lara F. Carpio (Eduardo Lee Chan E/S)

2025 DIVISION FESTIVAL OF TALENTS

DATE:

NO	CATEGORY	CONTEST ADMINISTRATOR	SCHOOL	CP #	JUDGES	SCHOOL
1	INVITATION CARD MAKING	ARIEL Y. RAMIREZ	Bulan NHS		JOJIT G. GUETA ALBERT S. LLEVA SEVERINO R. CANTUBA JR.	Pto. Diaz NHS Donsol NCHS Juban NHS
2	EXTENSION CORD WITH SWITCH ASSEMBLY	ROMEO B. OH	Magallanes NVHS		CHRISTIAN G. BEGIL BRANDON LUZURIAGA LEONARD PALABRICA	Magallanes NHS Bulan NHS Barcelona NCHS
3	FOOD PREPARATION AND PRESENTATION	ELENA ADAJAR	Juban NHS		MELANIE J. DOLZ ELISEO GALAROSA JOCELYN L. BORDARAI	Bulusan HS Gallanosa NHS Donsol VCS
4	DISH GARDENING	MARY ANN ORTIZ	Castilla NHS		ANNALYN C. ESPINEDA SALVE D. MALEJANA LORNA M. LAURENTE	Castilla NHS Pto. Diaz NHS Biton NHS
1	FOOD PROCESSING (Meat, Fish and Vegetable)	MARILYN J. ESTARES	Gubat NHS		MARK IAN D. CIELO MARVIN ILAGA IAN ANGELITO ATAIZA	Barcelona NCHS Casiguran TVS Donsol VHS
2	ELECTRICAL INSTALLATION AND MAINTENANCE	Jocelyn G. Esmeña	Oras NHS		AL C. AGUILAR ANTHONY F. PEROL ADILAN FUELLAS	Bulusan HS Pto. Diaz NHS Gabao HS
3	TECHNICAL DRAFTING	DANIEL VILLAREAL	Bentuco NHS		SONNY ANDES RENTOR FOSTER	Gubat NHS Gallanosa NHS

				DANIEL VILLAREAL	Bentuco NHS
				MIRAFE GUTLAY	Bulan NHS
			Magallanes NHS	JACQUELINE B. ZABLAN	Pto. Diaz NHS
				AMY M. DIÑO	Donsoi NCHS
4	BREAD AND PASTRY PRODUCTION	GLENDIA BORNILLA			